



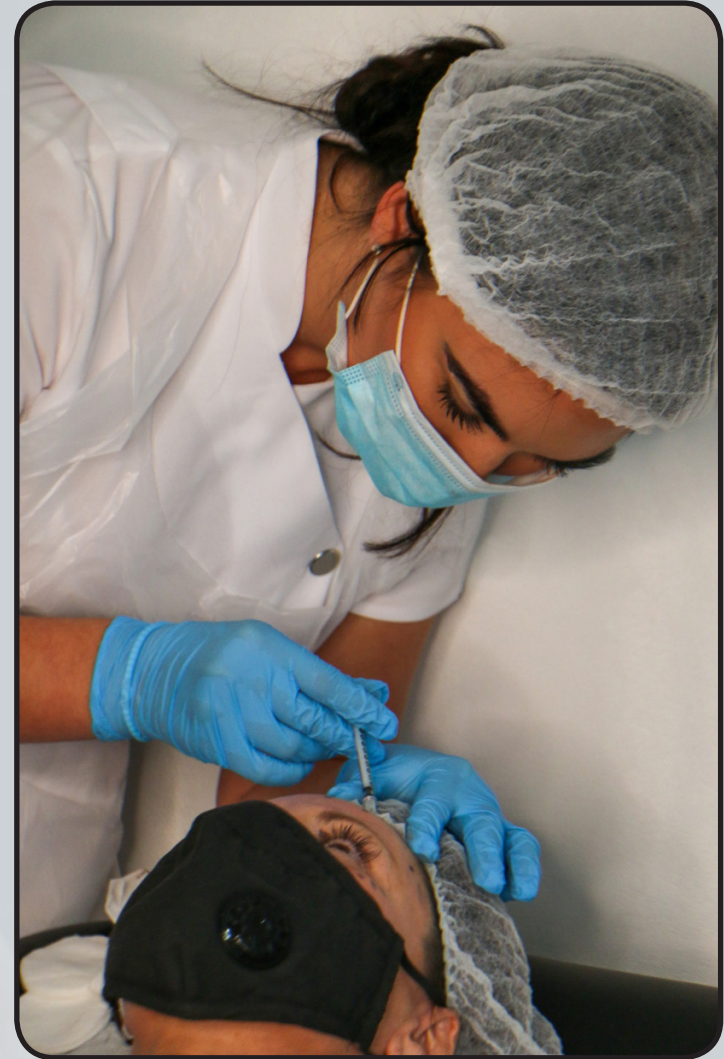
COMBINATION ANTI-WRINKLE AND DERMAL FILLER

COURSE OVERVIEW

By Ampika's Aesthetics

AM I ELIGIBLE?

- You must be fully confident and have mastered your skills at foundation level in both areas before enrolling on this course. Students that have qualified at Ampika's Aesthetics are able to book onto this course at the discounted rate.
- You will complete this course with full accreditation. There is a 100% pass rate as we will continue to work with you until you can graduate



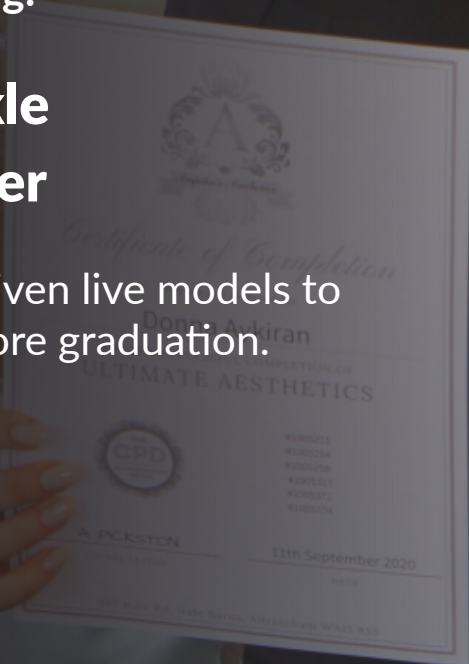


QUALIFICATION AWARDED

Upon completion of the course, you will gain CPD accreditation in the following:

- ★ **Advanced Anti-Wrinkle**
- ★ **Advanced Dermal Filler**

Along with this, you will also be given live models to perform your case studies on before graduation.



TIMETABLE

DAY 1

- Introduction meet and greet.
- Theory of Advanced Filler & Advanced Anti Wrinkle Injectables
 - Benefits of Advanced Filler & Advanced Anti Wrinkle Injectables
 - Contraindications
 - Cautions
 - Injection techniques
 - Preparing to inject
 - Lessening and eliminating lines and wrinkles
 - Softening features
 - Facial muscles and arteries
 - Areas (jaw augmentation, non-surgical rhinoplasty, cheek augmentation, chin augmentation, tear trough)
 - Advanced Lip Techniques
 - Marking up
 - Areas and units (Bunny Lines, Jawlines, Gummy Smiles, Downward Smile, Hyperhidrosis, Brow Lift, Neck Lift)
 - Aftercare
 - Demonstration of Advanced Filler & Advanced Anti Wrinkle Injectables on live model
 - Practical case studies on live models





TIMETABLE

DAY 2

- Demonstration of Advanced Filler & Advanced Anti Wrinkle Injectables on live model
- Practical case studies on live models
- Course recap
- Graduation



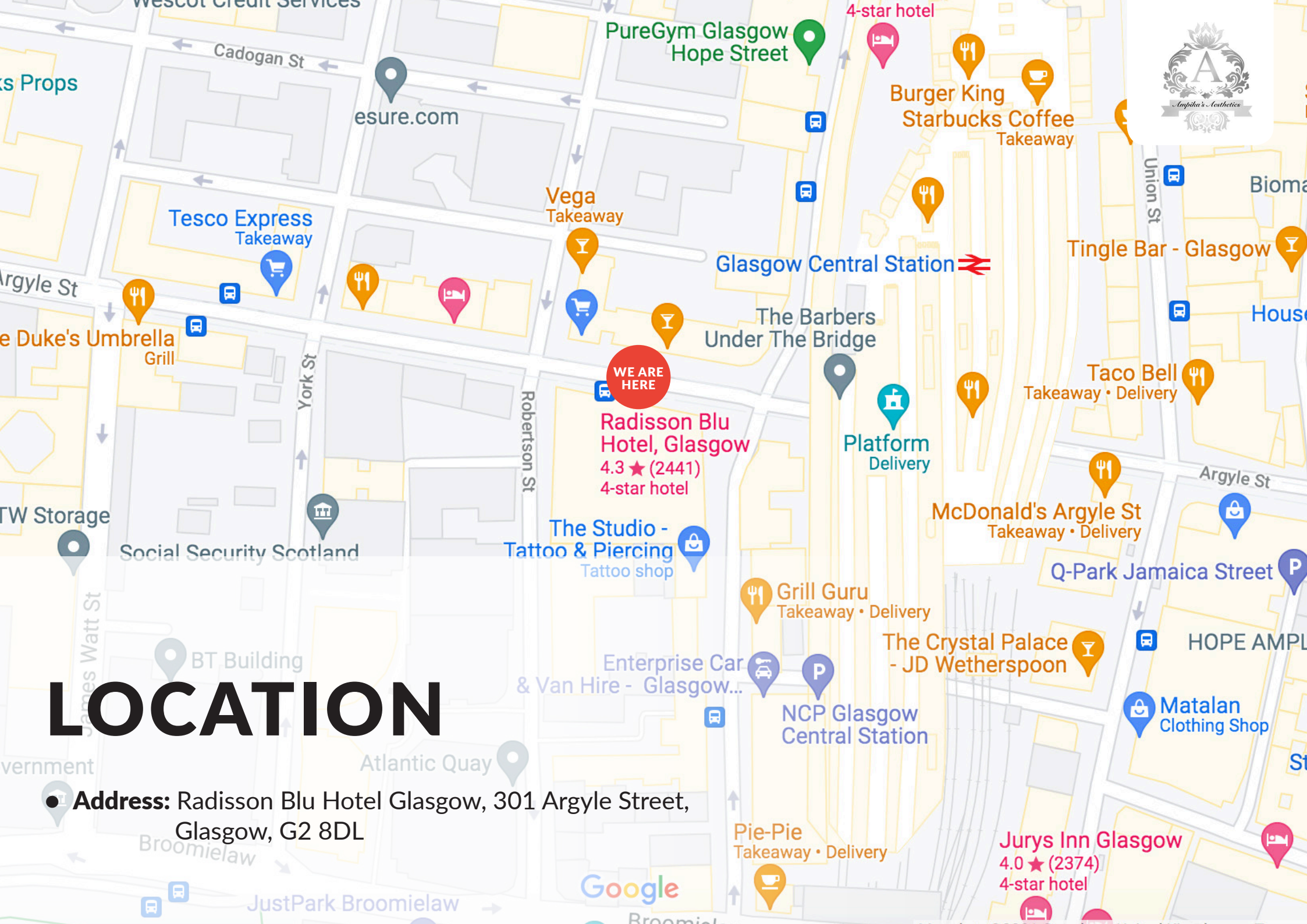
ARRIVAL

All classes start at 9:30am prompt. You are to arrive at 8:50am ready to start each day.

The courses finish at approximately 5:30pm each day but may vary depending on your course content.

Snacks and drinks will be provided by Ampika's Aesthetics.





LOCATION

● **Address:** Radisson Blu Hotel Glasgow, 301 Argyle Street, Glasgow, G2 8DL

Google

Jurys Inn Glasgow
4.0 ★ (2374)
4-star hotel

WE ARE HERE
Radisson Blu Hotel, Glasgow
4.3 ★ (2441)
4-star hotel

The Studio - Tattoo & Piercing
Tattoo shop

Glasgow Central Station

The Barbers Under The Bridge

Platform Delivery

McDonald's Argyle St
Takeaway • Delivery

Grill Guru
Takeaway • Delivery

The Crystal Palace - JD Wetherspoon

NCP Glasgow Central Station

Pie-Pie
Takeaway • Delivery

Matalan Clothing Shop

Tesco Express Takeaway

Vega Takeaway

Burger King
Starbucks Coffee Takeaway

Tingle Bar - Glasgow

Taco Bell Takeaway • Delivery

Cadogan St

Argyle St

York St

Robertson St

Union St

Argyle St

BT Building

Atlantic Quay

JustPark Broomielaw

Google

TRANSPORT

- **From Glasgow Airport**

By bus: Take the Airport Express to the Waterloo Lane stop. You'll be just 350 meters from the hotel.

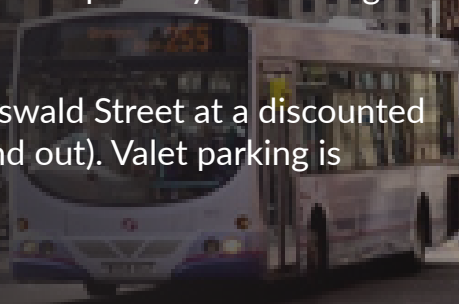
By taxi: Travel to the hotel by taxi takes about 20 minutes. The airport is about 14km from the hotel via M8.

By car: Exit the M8 at Junction 18: City Centre. Continue along Bothwell Street at the traffic lights. At the next set of lights turn right onto Wellington Street. Continue down Wellington Street straight through the next two sets of lights onto Robertson Street (the side of the hotel). Arriving at the next set of lights, turn left onto Broomielaw and then left again at the next lights onto Oswald Street. You will see the hotel on your left. Turn left at the lights onto Argyle Street to arrive at the front of the hotel.

- **From Glasgow Central Station**

On foot: The hotel is located on Argyle St just a few steps away from Glasgow Central station.

- **Parking:** Car parking is available nearby at NCP Oswald Street at a discounted rate from hotel reception (includes 1 journey in and out). Valet parking is available for an additional fee.





DRESS CODE

Appropriate attire is needed throughout the duration of the course as this is a clinical environment.

You will be expected to:

- Wear flat, sensible, closed-toe shoes
- Wear tunic or salon wear
- Wear leggings/pants
- Have your hair tied back
- Provide your own protective face mask or visor

Failure to do so will put the clients and yourself at risk.





**If you have any further questions, please contact
us via email at ampikasaesthetics@gmail.com
or call us on 0333 996 2690**

Ampika Pickston