



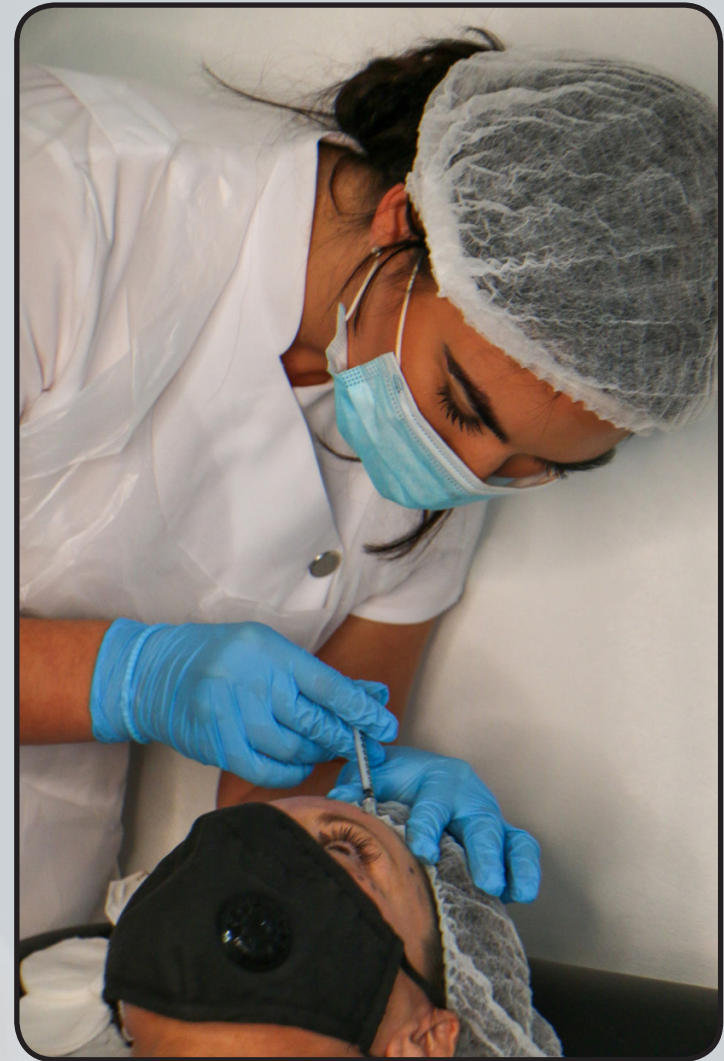
COMBINATION ANTI-WRINKLE AND DERMAL FILLER

COURSE OVERVIEW

By Ampika's Aesthetics

AM I ELIGIBLE?

- You must be fully confident and have mastered your skills at foundation level in both areas before enrolling on this course. Students that have qualified at Ampika's Aesthetics are able to book onto this course at the discounted rate.
- You will complete this course with full accreditation. There is a 100% pass rate as we will continue to work with you until you can graduate



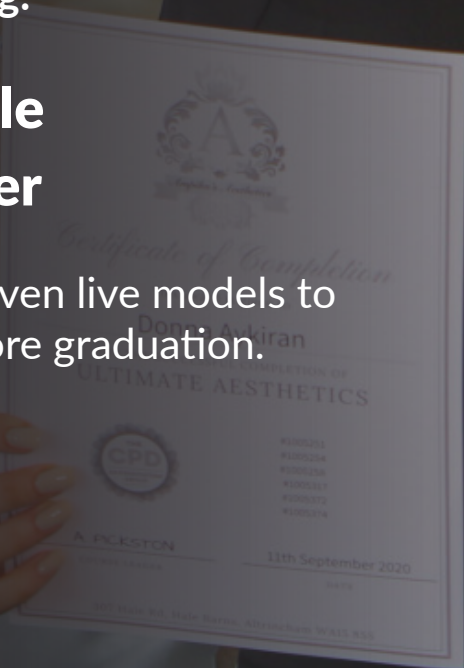


QUALIFICATION AWARDED

Upon completion of the course, you will gain CPD accreditation in the following:

- ★ **Advanced Anti-Wrinkle**
- ★ **Advanced Dermal Filler**

Along with this, you will also be given live models to perform your case studies on before graduation.



TIMETABLE

DAY 1

- Introduction meet and greet.
- Theory of Advanced Filler & Advanced Anti Wrinkle Injectables
 - Benefits of Advanced Filler & Advanced Anti Wrinkle Injectables
 - Contraindications
 - Cautions
 - Injection techniques
 - Preparing to inject
 - Lessening and eliminating lines and wrinkles
 - Softening features
 - Facial muscles and arteries
 - Areas (jaw augmentation, non-surgical rhinoplasty, cheek augmentation, chin augmentation, tear trough)
 - Advanced Lip Techniques
 - Marking up
 - Areas and units (Bunny Lines, Jawlines, Gummy Smiles, Downward Smile, Hyperhidrosis, Brow Lift, Neck Lift)
 - Aftercare
 - Demonstration of Advanced Filler & Advanced Anti Wrinkle Injectables on live model
 - Practical case studies on live models





TIMETABLE

DAY 2

- Demonstration of Advanced Filler & Advanced Anti Wrinkle Injectables on live model
- Practical case studies on live models
- Course recap
- Graduation

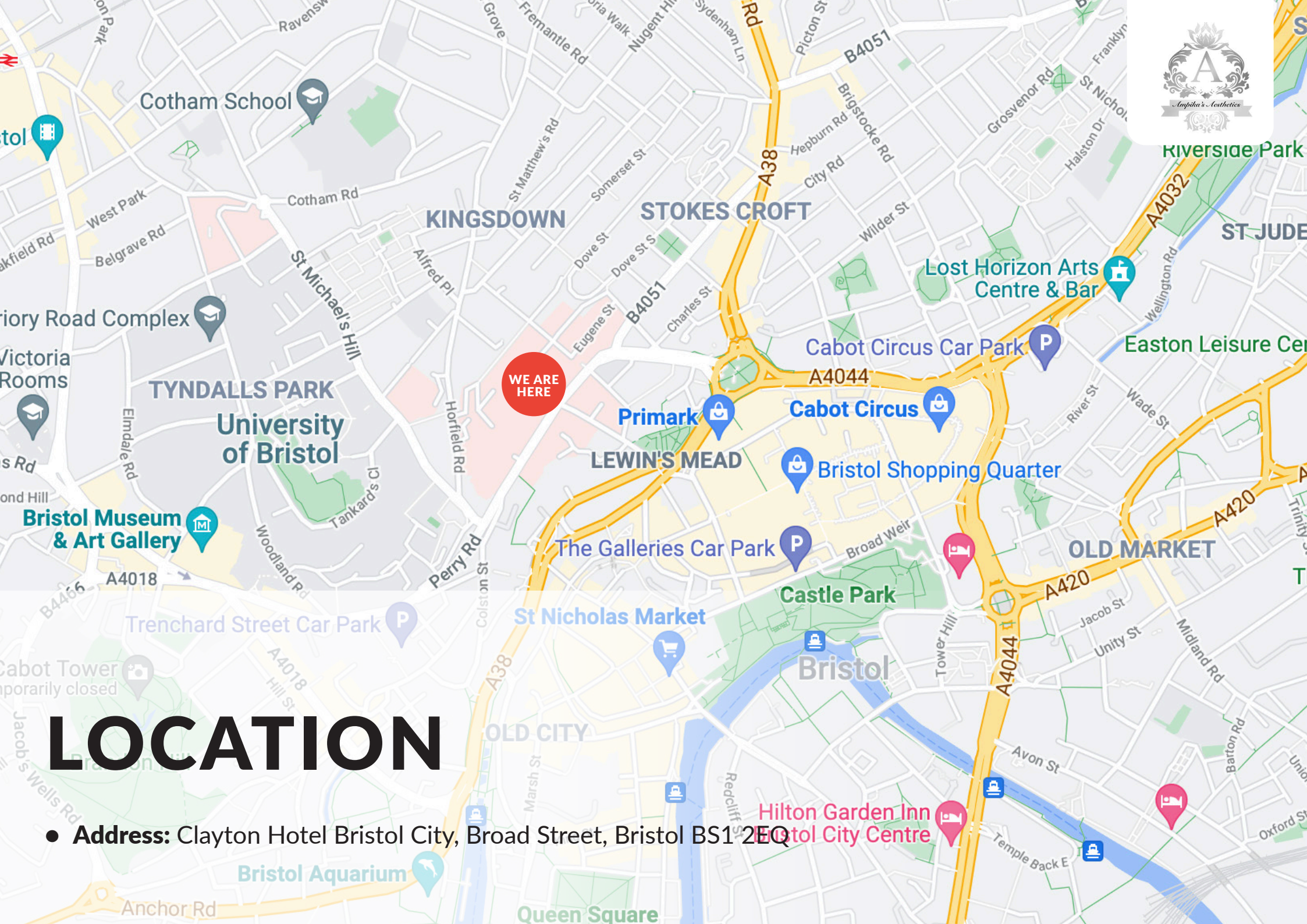


ARRIVAL

All classes start at 9:30am prompt. You are to arrive at 8:50am ready to start each day.

The courses finish at approximately 5:30pm each day but may vary depending on your course content.





LOCATION

● **Address:** Clayton Hotel Bristol City, Broad Street, Bristol BS1 2EQ



TRANSPORT

- **Airport Transfers**

A bus service is available for transport from Bristol International airport. Bristol Airport Flyer runs 7 days per week, every 20 minutes. The nearest stop to the hotel is C1 Rupert Street & C2 Anchor Road. The hotel is located 600 yards from the main street.

- **From Bristol Temple meads Train station**

A short 15-minute walk away approx. 0.8 miles. Exit the station onto the station approach road. Turn right onto temple gate. At the next junction follow Victoria Street until you reach Bristol Bridge. After crossing Bristol Bridge follow the high street for approx. 200 yards until it meets Broad Street. The hotel is located at the bottom of Broad Street.

- **Coming from the M4 London**


Take Junction 19 for the M32. Follow the M32 until it meets the A4032 and A4044. Follow this road until the James Barton roundabout, take the 1st exit. Veer left with the road, take the left turn after the old Fire station onto Bridwell Street. Take a left onto Nelson Street, your first right and right again. The entrance to Nelson Street car park will be in front of you.





ACCOMMODATION

- **Future Inn Bristol**
Bond Street South, Bristol, BS1 3EN
- **Mercure Bristol Grand Hotel**
Broad Street, Bristol, BS1 2EL
- **Bristol Marriott Royal Hotel**
College Green, Bristol, BS1 5TA
- **Radisson Blu Hotel**
Broad Quay, Bristol, BS1 4BY
- **Bristol Marriott Hotel City Centre**
2 Lower Castle Street, Old Market, Broadmead, Bristol, BS1 3AD



206



DRESS CODE

Appropriate attire is needed throughout the duration of the course as this is a clinical environment.

You will be expected to:

- Wear flat, sensible, closed-toe shoes
- Wear tunic or salon wear
- Wear leggings/pants
- Have your hair tied back
- Provide your own protective face mask or visor

Failure to do so will put the clients and yourself at risk.





**If you have any further questions, please contact
us via email at ampikasaesthetics@gmail.com
or call us on 0333 996 2690**

Ampika Pickston