



COMBINATION ANTI-WRINKLE AND DERMAL FILLER

COURSE OVERVIEW

By Ampika's Aesthetics

AM I ELIGIBLE?

- You must be fully confident and have mastered your skills at foundation level in both areas before enrolling on this course. Students that have qualified at Ampika's Aesthetics are able to book onto this course at the discounted rate.
- You will complete this course with full accreditation. There is a 100% pass rate as we will continue to work with you until you can graduate



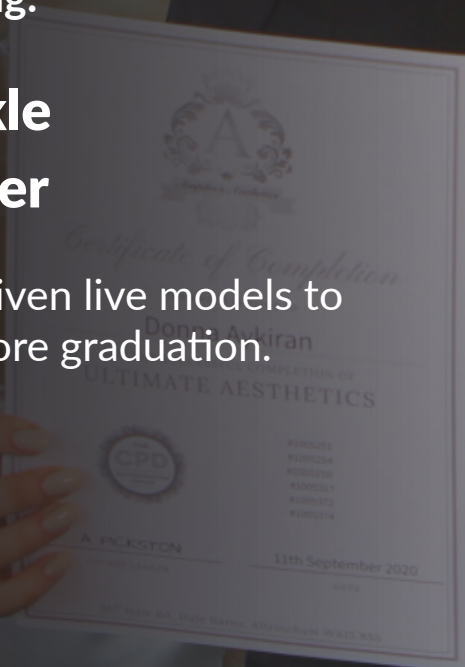


QUALIFICATION AWARDED

Upon completion of the course, you will gain
CPD accreditation in the following:

- ★ **Advanced Anti-Wrinkle**
- ★ **Advanced Dermal Filler**

Along with this, you will also be given live models to
perform your case studies on before graduation.



TIMETABLE

DAY 1

- Introduction meet and greet.
- Theory of Advanced Filler & Advanced Anti Wrinkle Injectables
 - Benefits of Advanced Filler & Advanced Anti Wrinkle Injectables
 - Contraindications
 - Cautions
 - Injection techniques
 - Preparing to inject
 - Lessening and eliminating lines and wrinkles
 - Softening features
 - Facial muscles and arteries
 - Areas (*Jaw Augmentation, Non surgical Rhinoplasty, Cheek Augmentation, Chin Augmentation, Tear Trough Russian Lip Technique, Temporalis*)
 - Marking up
 - Areas and units (*Downward smile, Gummy smile, Hyperhidrosis, Brow lift, Neck lift, Bunny lines, Nose flair and tip, Masseter jawline, Mentalis, Marionette lines, Perioral lines, Infraorbital lines*)
 - Aftercare
 - Demonstration of Advanced Filler & Advanced Anti Wrinkle Injectables on live model
 - Practical case studies on live models





TIMETABLE


DAY 2

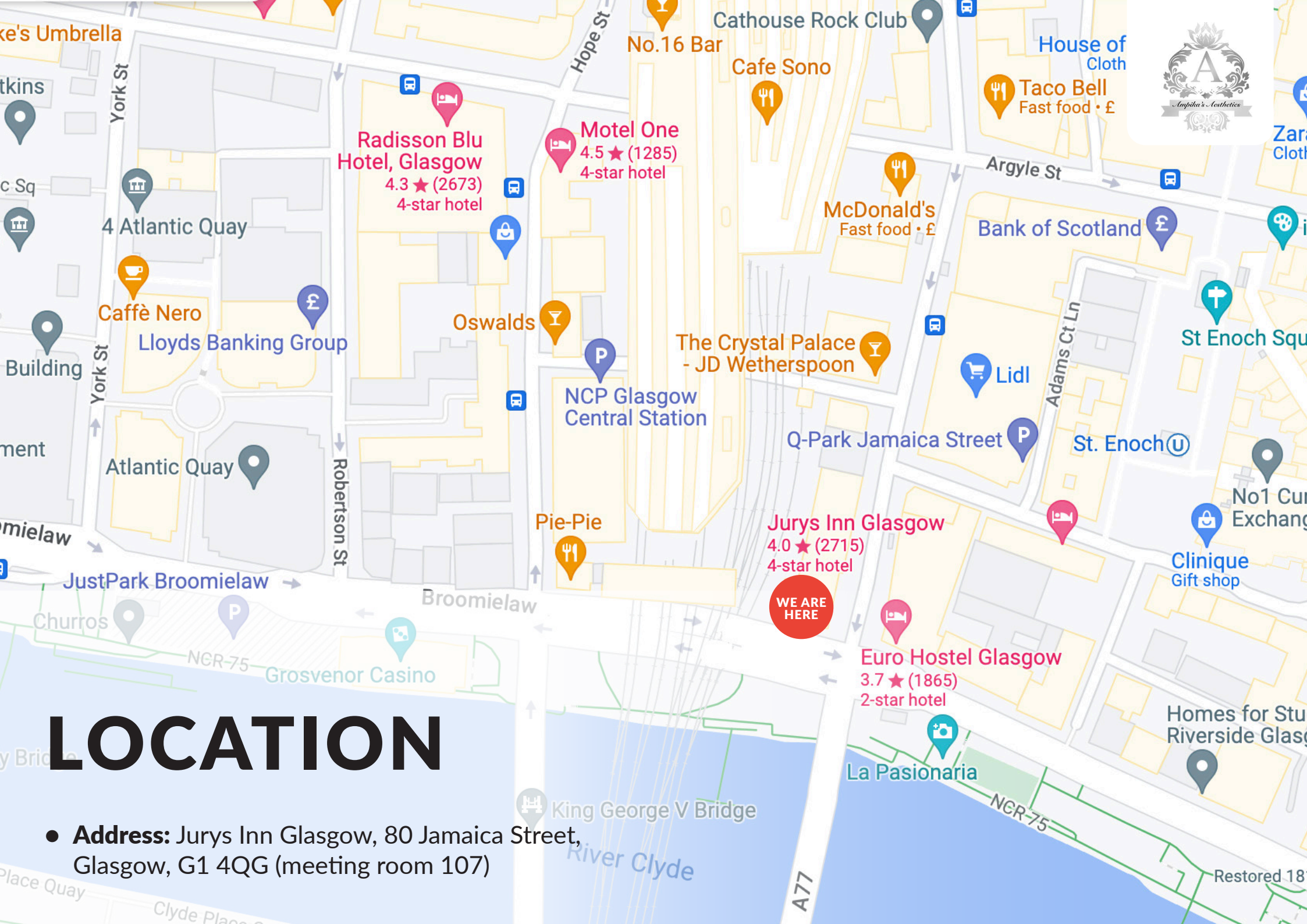
- Demonstration of Advanced Filler & Advanced Anti Wrinkle Injectables on live model
- Practical case studies on live models
- Course recap
- Graduation

ARRIVAL

All classes start at 9:00am prompt. You are to arrive at 8:50am ready to start each day.

The courses finish at approximately 5:30pm each day but may vary depending on your course content.





LOCATION

- **Address:** Jurys Inn Glasgow, 80 Jamaica Street, Glasgow, G1 4QG (meeting room 107)

TRANSPORT

- **From Glasgow Airport**

By public transport: There is a bus available at the airport which will take you to Central Station. The bus is available every 15 mins and will take approx 20-30 mins depending on traffic. Once at Central Station please see directions above.

By car: If you are driving from the airport please take the signs for the M8 City Centre. Once on the M8 exit at junction 19. Turn left onto Argyle Street. Turn right at James Watt Street, turn left onto the Broomielaw (Clyde Street). Continue on this street, turn left at Oswald Street, take your first right onto Midland Street. At the end of this street take a right turn and Jurys Inn Glasgow is on your right hand side.

- **From Glasgow Central Station**

2 minute walk. Exit Glasgow Central from Union Street exit. Turn right and keep walking down past MacDonalds. Jurys Inn is situated at the end of this street.

- **Parking:** Parking is available within a 3 min walk from the hotel at Qpark Jamaica Street - with charges from £8 for 24 hours. To secure this rate make sure to get your ticket validated at the hotel reception and pay for your parking at the QPark Car Park Office.



ACCOMMODATION



- **Jurys In Glasgow**
80 Jamaica Street, Glasgow, G1 4QG
Ampika's Aesthetics training Location
- **Yotel Glasgow**
Westergate, 260 Argyle Street, Glasgow, G2 8QW
Travel time: 1 minute walk to Ampika's Aesthetics
- **Motel One Glasgow**
78-82 Oswald Street, Glasgow, G1 4PL
Travel time: 1 minute walk to Ampika's Aesthetics
- **Radisson Blu Hotel**
301 Argyle Street, Glasgow, G2 8DL
Travel time: 3 minute walk to Ampika's Aesthetics
- **Grasshoppers Hotel**
87 Union Street, Glasgow G1 3TA
Travel time: 5 minute walk to Ampika's Aesthetics
- **Alexander Hotel**
320 Argyle Street, Glasgow, G2 8LY
Travel time: 1 minute walk to Ampika's Aesthetics





DRESS CODE

Appropriate attire is needed throughout the duration of the course as this is a clinical environment.

You will be expected to:

- Wear flat, sensible, closed-toe shoes
- Wear tunic or salon wear
- Wear leggings/pants
- Have your hair tied back
- Provide your own protective face mask or visor

Failure to do so will put the clients and yourself at risk.





**If you have any further questions, please contact
us via email at ampikasaesthetics@gmail.com
or call us on 0333 996 2690**

Ampika Pickston