

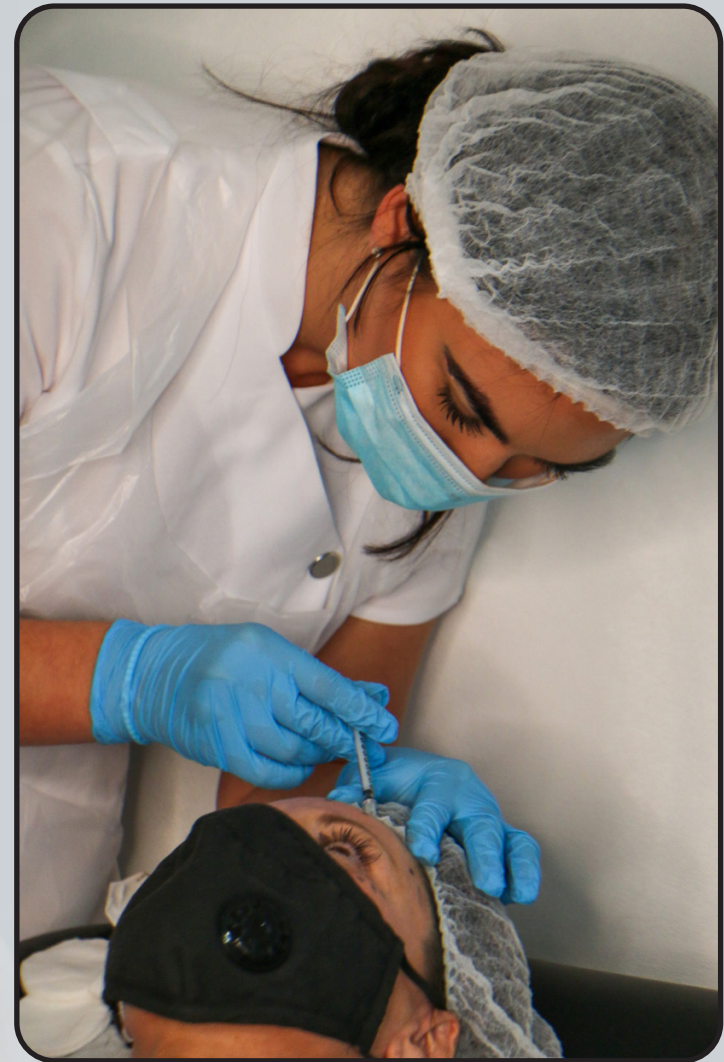


ULTIMATE AESTHETICS COURSE OVERVIEW

By Ampika's Aesthetics

AM I ELIGIBLE?

- Ultimate Aesthetics is designed for complete beginners. You don't need any pre-existing knowledge of the aesthetics or beauty industry.
- If you're a medic or non-medic, everyone is welcome on this course.
- If you're a non-medic, you complete the Ampika's Aesthetics Anatomy and Physiology home study, which is included in this course.
- You will complete this course with full accreditation. There is a 100% pass rate as we will continue to work with you until you can graduate.





QUALIFICATION AWARDED

Upon completion of the course, you will gain CPD accreditation in the following:

- ★ Anatomy and Physiology
- ★ Microneedling
- ★ Complication Management
- ★ Safe Practice in Medicine
- ★ Foundation Anti-Wrinkle Injections
- ★ Foundation Dermal Filler
- ★ Mesotherapy

Along with this, you will also be given live models to perform your case studies on before graduation.





PRE STUDY

Upon payment of your deposit, you will be sent the relevant course details. This will be for you to study and gain a key understanding of basic anatomy and physiology. Any questions you have, please don't hesitate to get in contact with the team.

Along with Anatomy and Physiology, you will also be expected to research key topics which are COSHH, risk assessment, COVID risk assessment, first aid kit, accident log file, waste disposal and insurance. This information will be sent to you in a manual via email. A little boring we know but this leaves you more time in class to enjoy the fun practical side. The aim of this manual is for you to get a good understanding of the key points which will be vital for your business.





TIMETABLE

This is a three day practical course and one day virtual training to cover all the aspects of theory and practical training. Within your first virtual day of training and practical days these are the subjects and practical assessments you will learn and gain accreditation in :

- Introduction meet and greet.
- Safe Medicines Management
- Safe Practices in Medicine
- Facial Anatomy
- Derma Pen and Mesotherapy
- Botulinum Toxin injections on live models
- Dermal Filler injections on live models
- Biotin & B12 injections on live models
- Microneedling on live models

TIMETABLE

Theory of Anti-Wrinkle Injections

- Benefits of Anti-Wrinkle Injections
- Pharmacology
- Development of Botulinum Toxins + Mode of Action
- Onset of Anti-Wrinkle Injections
- Basic Anti-Wrinkle Injection Areas
- Consultation process
- Contraindications
- Cautions
- Injection Techniques
- Preparing to inject
- Facial Muscles
- Areas and Units
- Aftercare

Theory of Microneedling & Mesotherapy

Dermal Filler Theory

- Benefits of Dermal Fillers
- Hyaluronic Acid
- Basic Filler Areas
- Structure of the Skin
- Arteries Feeding the Face
- Consultation Process
- Contraindications
- Cautions
- Injection Techniques
- Preparing to inject
- Lip Anatomy
- Emergency Reversal Protocol
- Elective Reversal Protocol
- Administration of Hyalase
- Aftercare



TIMETABLE

- Demonstration of Dermal Fillers on live model
- Practical Case Studies of Naso fold, Marionette lines, vermilion board, volume of bottom and top lip
- Clinical set up
- Business structure
- Social media and marketing
- Recap questions
- Demonstration of Anti-Wrinkle Injecatbles
- Practical Case Studies of Crows feet, Forehead, and Frown lines.
- Recap of Course
- Graduation



MICRONEEDLING

On the first day you will be carrying out microneedling on each other so you must all participate and engage in this activity of treatment to allow Ampika's Aesthetics to qualify and pass you on this area which is crucial to gain insurance.

You are required to turn up make up free so the training academy are ready to go through your consultation and carry out your treatment.


We appreciate this is not always possible. Removing makeup can take up valuable time within your appointment. The other alternative is if you have specific makeup removers you wish to use you are welcome to bring them to remove your makeup before treatments commence.

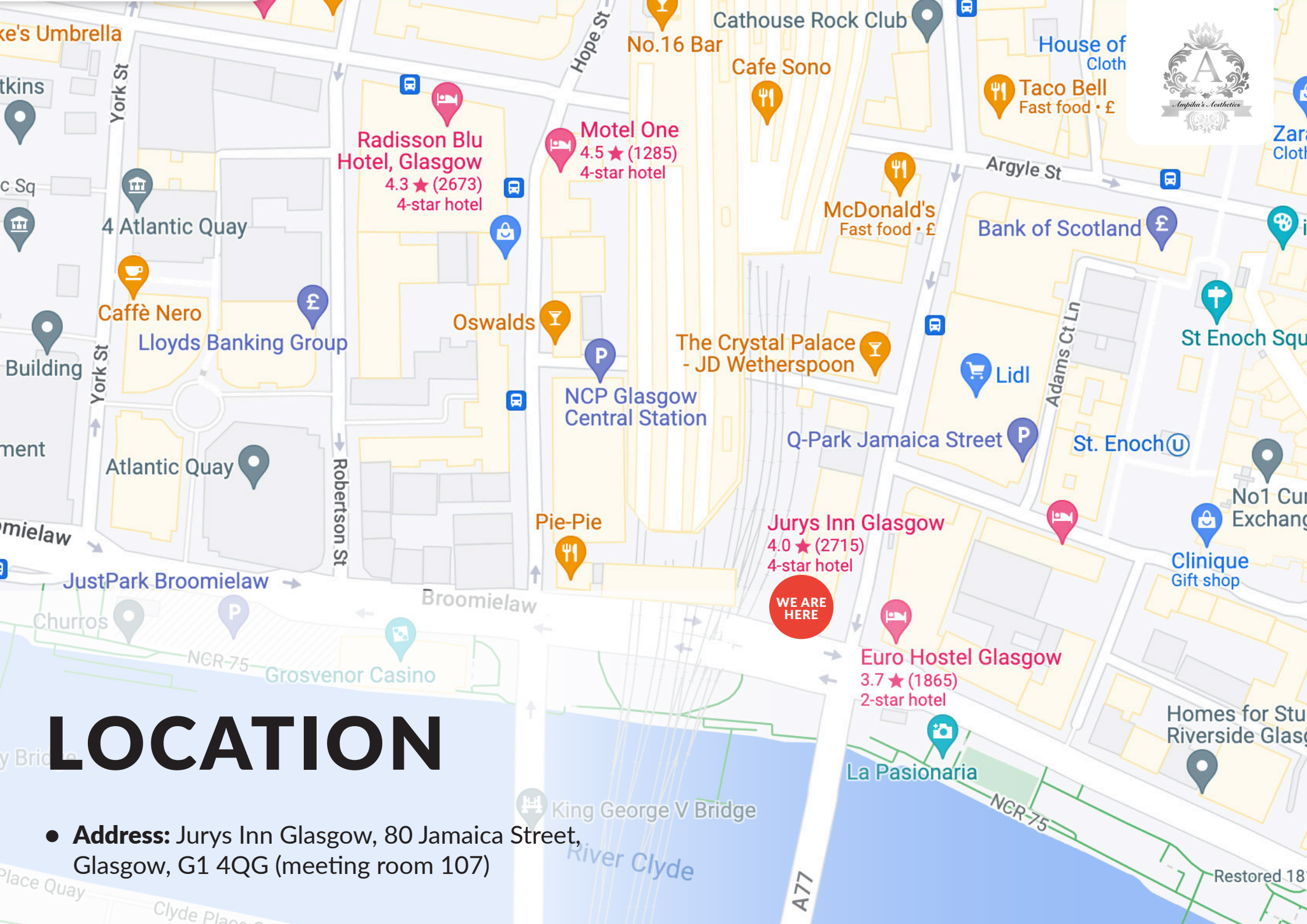


ARRIVAL

All classes start at 9:00am prompt. You are to arrive at 8:50am ready to start each day.

The courses finish at approximately 5:30pm each day but may vary depending on your course content.





LOCATION

- **Address:** Jurys Inn Glasgow, 80 Jamaica Street, Glasgow, G1 4QG (meeting room 107)

TRANSPORT

- **From Glasgow Airport**




By public transport: There is a bus available at the airport which will take you to Central Station. The bus is available every 15 mins and will take approx 20-30 mins depending on traffic. Once at Central Station please see directions above.

By car: If you are driving from the airport please take the signs for the M8 City Centre. Once on the M8 exit at junction 19. Turn left onto Argyle Street. Turn right at James Watt Street, turn left onto the Broomielaw (Clyde Street). Continue on this street, turn left at Oswald Street, take your first right onto Midland Street. At the end of this street take a right turn and Jurys Inn Glasgow is on your right hand side.

- **From Glasgow Central Station**

2 minute walk. Exit Glasgow Central from Union Street exit. Turn right and keep walking down past MacDonalds. Jurys Inn is situated at the end of this street.

- **Parking:** Parking is available within a 3 min walk from the hotel at Qpark Jamaica Street - with charges from £8 for 24 hours. To secure this rate make sure to get your ticket validated at the hotel reception and pay for your parking at the QPark Car Park Office.





ACCOMMODATION

- **Jurys In Glasgow**
80 Jamaica Street, Glasgow, G1 4QG
Ampika's Aesthetics training Location
- **Yotel Glasgow**
Westergate, 260 Argyle Street, Glasgow, G2 8QW
Travel time: 1 minute walk to Ampika's Aesthetics
- **Motel One Glasgow**
78-82 Oswald Street, Glasgow, G1 4PL
Travel time: 1 minute walk to Ampika's Aesthetics
- **Radisson Blu Hotel**
301 Argyle Street, Glasgow, G2 8DL
Travel time: 3 minute walk to Ampika's Aesthetics
- **Grasshoppers Hotel**
87 Union Street, Glasgow G1 3TA
Travel time: 5 minute walk to Ampika's Aesthetics
- **Alexander Hotel**
320 Argyle Street, Glasgow, G2 8LY
Travel time: 1 minute walk to Ampika's Aesthetics





DRESS CODE


Appropriate attire is needed throughout the duration of the course as this is a clinical environment.

You will be expected to:

- Wear flat, sensible, closed-toe shoes
- Wear tunic or salon wear
- Wear leggings/pants
- Have your hair tied back
- Provide your own protective face mask or visor

Failure to do so will put the clients and yourself at risk.





If you have any further questions, please contact
us via email at ampikasaesthetics@gmail.com
or call us on 0333 996 2690

Ampika Pickston