

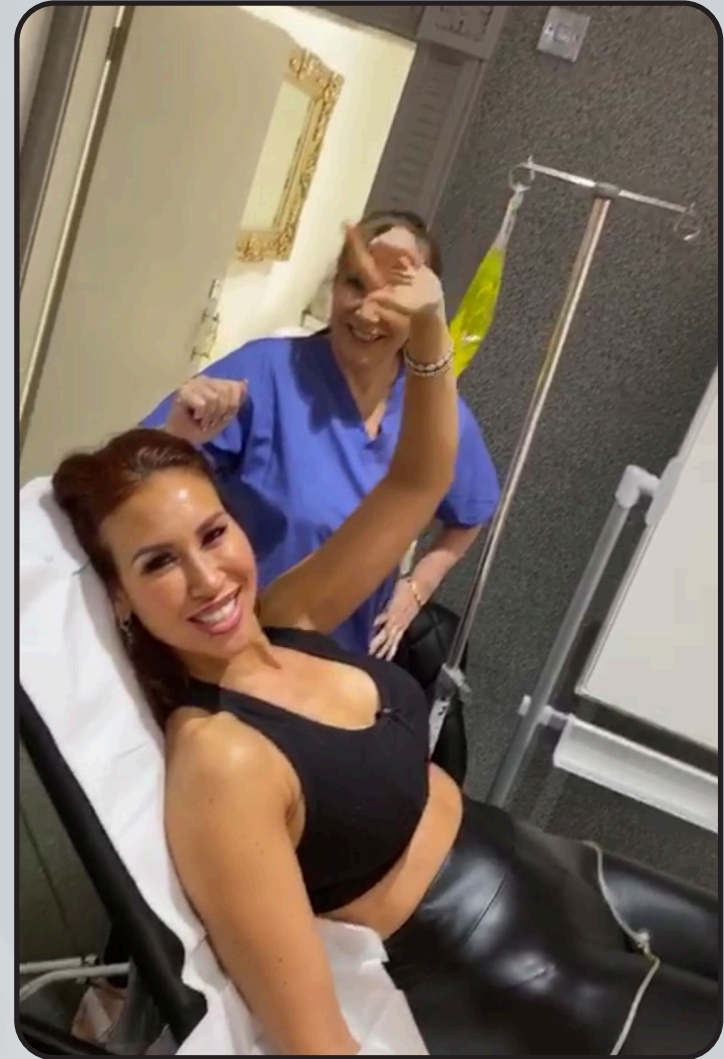


# **FAT DISSOLVING & IV DRIP THERAPY COURSE OVERVIEW**

*By Ampika's Aesthetics*

# AM I ELIGIBLE?

- This course is designed for medics and non-medics who are injectable trained and have been practicing for at least 6 months.
- If you're not injectable trained, you can attend our beginners course, Ultimate Aesthetics, to gain injectable qualification before attending this course.
- You will complete this course with full accreditation. There is a 100% pass rate as we will continue to work with you until you can graduate.







# QUALIFICATION AWARDED

Upon completion of the course, you will gain CPD accreditation in the following:

- ★ Fat Dissolving Injection
- ★ IV Drip Injections

Along with this, you will also be taught a full clinical set up and client consultation to help kick start your clinic.





# TIMETABLE

## DAY 1

- Introduction meet and greet.
- Fat Dissolving Theory:
  - Benefits of Fat Dissolving
  - Aqualyx
  - Fat dissolving areas
  - Structure of the skin
  - Consultation process
  - Contraindications
  - Cautions
  - Injection techniques
  - Preparing to inject
  - Aftercare
  - Demonstration on live model
  - Perform case study on live model
- IV Drip Theory:
  - Benefits of IV Drip
  - Basics of IV Drip
  - Structure of the skin
  - Consultation process
  - Contraindications
  - Cautions
  - Injection techniques
  - Preparing to inject
  - Application
  - Aftercare
  - Demonstration on live model
  - Perform case study on live model
- Recap of course
- Graduation.



# ARRIVAL

All classes start at 9am prompt. You are to arrive at 8:50am ready to start each day.

The courses finish at approximately 5:30pm each day but may vary depending on your course content.

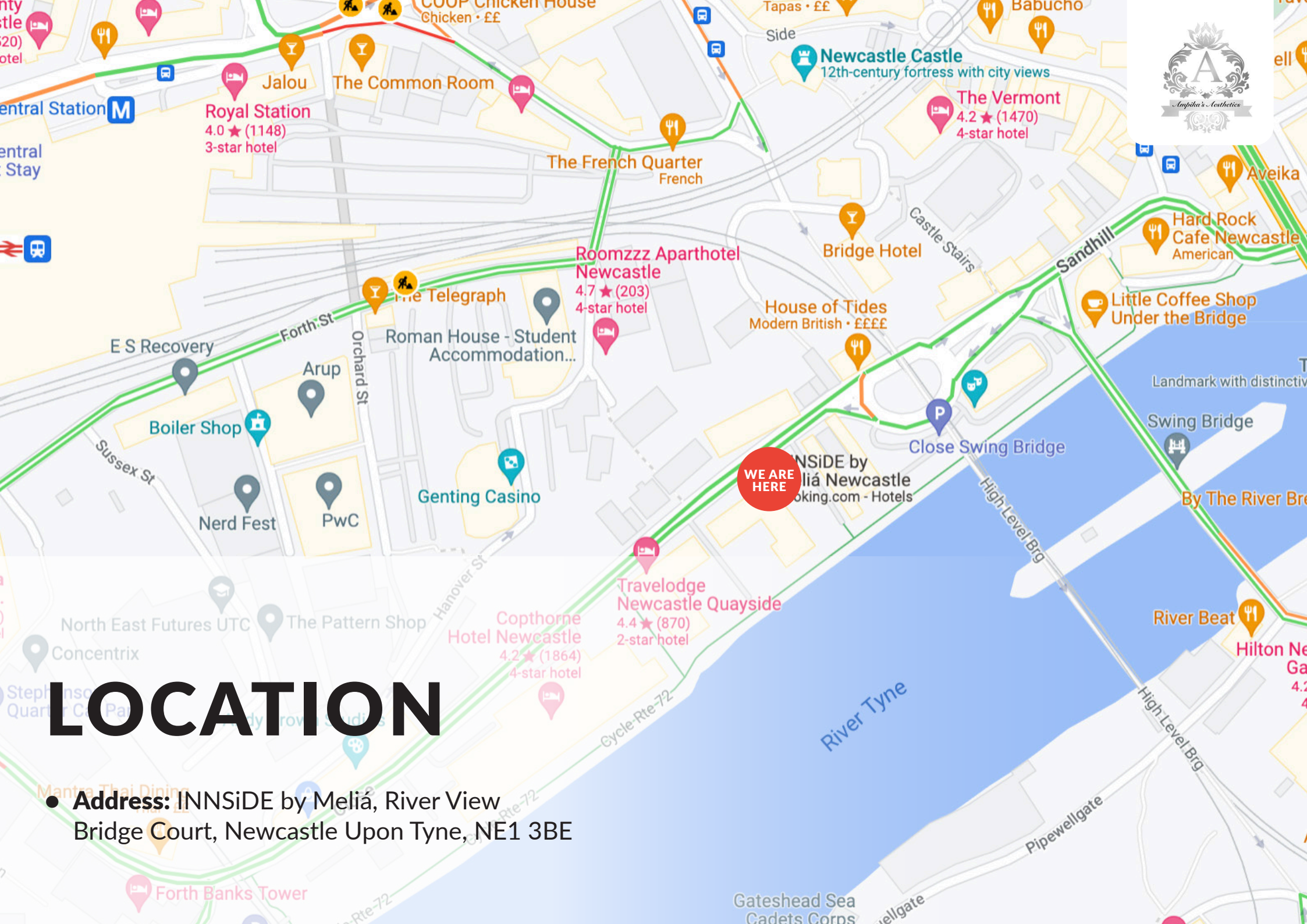
**PLEASE NOTE THE TIMINGS OF THE COURSE WILL CHANGE TO THE FOLLOWING FROM OCTOBER 1ST 2023:**

The course will start at 11am and end at 7.30pm. There are two breaks throughout the day. The first break is 3pm - 3.30pm and the second break is at 5pm - 5.30pm.

Please bring your own food and refreshments as we are limited on time as we are providing a large amount of models for you to learn and train upon.

Please arrive 10 minutes early.





# LOCATION

● **Address:** INNSiDE by Meliá, River View  
Bridge Court, Newcastle Upon Tyne, NE1 3BE





# TRANSPORT

- **Travelling by Car**

From the A1 in any direction, continue to follow until reaching signs for A184 Gateshead/Newcastle (Centre). Take the slip road and continue to follow A184 St James' Road over the bridge. Remain in the left lane. At the roundabout, take the 1st exit onto Scotswood Road and then follow signs for B1600 Quayside, leading onto Railway Street. Continue to follow B1600 for around 1 mile. Once passing under the bridge, the Hotel will be on the right.

- **Travelling by Train**

INNSiDE by Meliá is just an 8 minute walk from Newcastle Train Station on Neville Street. Come out of the station and Turn right onto Neville St/A186. Continue onto Westgate Rd/A186. Turn right onto Clavering Pl. Turn left at the end of the road and you will find the hotel opposite.





# ACCOMMODATION

- **INNSiDE by Meliá**  
River View, Bridge Court, Newcastle Upon Tyne, NE1 3BE  
*Ampika's Aesthetics training Location*
- **Hotel Indigo**  
2/8 Fenkle Street, Newcastle Upon Tyne, NE1 5XU  
*Travel time: 8 minute walk to Ampika's Aesthetics*
- **Sleeperz Hotel**  
15 Westgate Road, Newcastle Upon Tyne, NE1 1SE  
*Travel time: 7 minute walk to Ampika's Aesthetics*
- **Premier inn Newcastle City**  
95 Newgate Street, Newcastle Upon Tyne, NE1 5RF  
*Travel time: 10 minute walk to Ampika's Aesthetics*
- **County Aparthotel**  
Neville Street, Newcastle upon Tyne, NE1 5DF  
*Travel time: 8 minute walk to Ampika's Aesthetics*
- **The Royal Station Hotel**  
Neville Street, Newcastle upon Tyne, NE1 5DH  
*Travel time: 6 minute walk to Ampika's Aesthetics*







# DRESS CODE


Appropriate attire is needed throughout the duration of the course as this is a clinical environment.

**You will be expected to:**

- Wear flat, sensible, closed-toe shoes
- Wear tunic or salon wear
- Wear leggings/pants
- Have your hair tied back
- Provide your own protective face mask or visor

Failure to do so will put the clients and yourself at risk.





If you have any further questions, please contact  
us via email at [ampikasaesthetics@gmail.com](mailto:ampikasaesthetics@gmail.com)  
or call us on 0333 996 2690

*Ampika Pickston*