



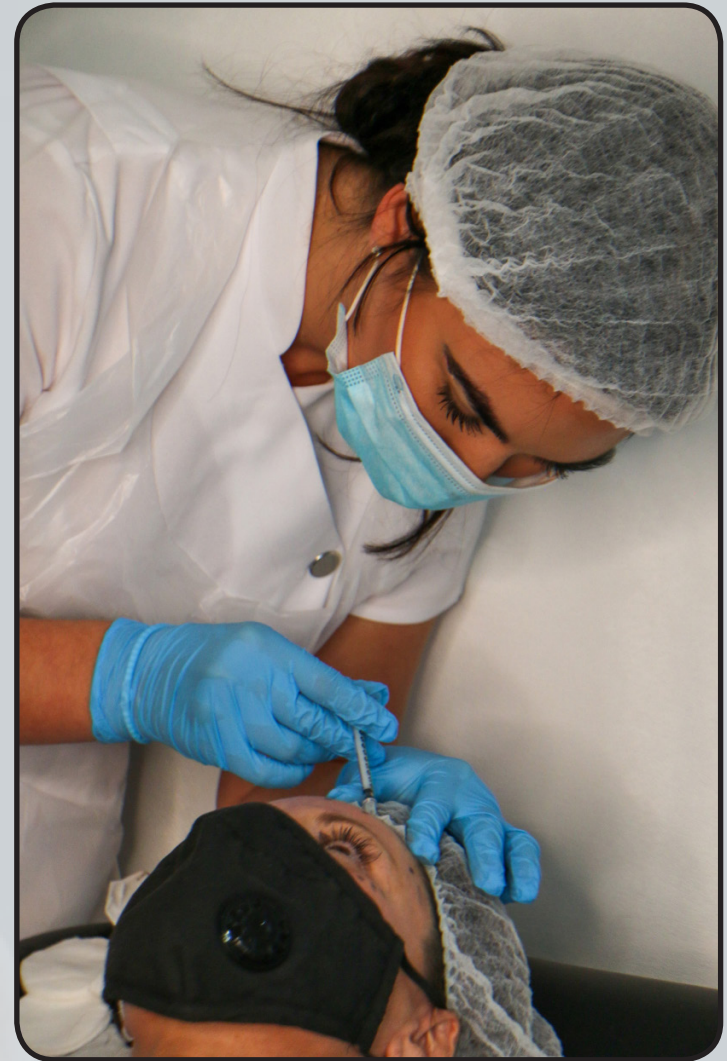
# **COMBINATION ANTI-WRINKLE AND DERMAL FILLER**

**COURSE OVERVIEW**

*By Ampika's Aesthetics*

# AM I ELIGIBLE?

- You must be fully confident and have mastered your skills at foundation level in both areas before enrolling on this course. Students that have qualified at Ampika's Aesthetics are able to book onto this course at the discounted rate.
- You will complete this course with full accreditation. There is a 100% pass rate as we will continue to work with you until you can graduate





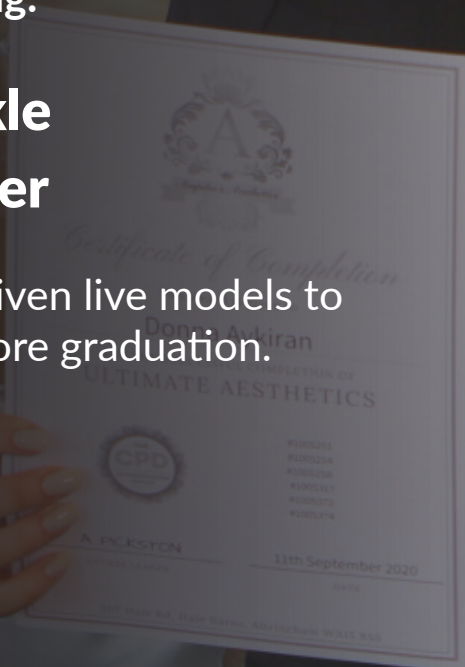


# QUALIFICATION AWARDED

Upon completion of the course, you will gain  
CPD accreditation in the following:

- ★ **Advanced Anti-Wrinkle**
- ★ **Advanced Dermal Filler**

Along with this, you will also be given live models to  
perform your case studies on before graduation.



# TIMETABLE

## DAY 1

- Introduction meet and greet.
- Theory of Advanced Filler & Advanced Anti Wrinkle Injectables
  - Benefits of Advanced Filler & Advanced Anti Wrinkle Injectables
  - Contraindications
  - Cautions
  - Injection techniques
  - Preparing to inject
  - Lessening and eliminating lines and wrinkles
  - Softening features
  - Facial muscles and arteries
  - Areas (*Jaw Augmentation, Non surgical Rhinoplasty, Cheek Augmentation, Chin Augmentation, Tear Trough Russian Lip Technique, Temporalis*)
  - Marking up
  - Areas and units (*Downward smile, Gummy smile, Hyperhidrosis, Brow lift, Neck lift, Bunny lines, Nose flair and tip, Masseter jawline, Mentalis, Marionette lines, Perioral lines, Infraorbital lines*)
  - Aftercare
  - Demonstration of Advanced Filler & Advanced Anti Wrinkle Injectables on live model
  - Practical case studies on live models







# TIMETABLE

## DAY 2

- Demonstration of Advanced Filler & Advanced Anti Wrinkle Injectables on live model
- Practical case studies on live models
- Course recap
- Graduation

# ARRIVAL

Please ask your sales representative to confirm your start and end time as courses in different locations may vary.

Please note there is a small window for lunch throughout each day so please do bring your own refreshments and food as these are not provided throughout the course days.







# LOCATION

- **Address:** 10 Harley Street, London, W1G 9QY





# TRANSPORT

- **Tube:** The nearest tube stations are, Bond Street, Oxford Circus & Regents Park.
- **Train:** The nearest train stations to our academy are Euston and Marylebone train stations. Both are around a 25 minute walk or a 10/15 minute taxi (depending on traffic)
- **Taxi:** As we are situated near the airport, there is always a high number of taxi services available in the area at short notice. Uber's also available.
- **Parking:** There are two main car parks situated close to Harley Street:
  - NCP London Harley Street\*
  - Q-Park Oxford Street\*

Please check availability in advance







# ACCOMMODATION

- **Hub by Premier Inn**

Brook House, Torrington Place, London, WC1E 7HN

*Travel time: 15 minute walk to Ampika's Aesthetics*

- **Hub by Premier Inn Covent Garden**


110 St Martins Lane, London, WC2N 4BA

*Travel time: 15 minute walk to Ampika's Aesthetics*

- **Holiday inn Regents Park**

Carburton Street, London, W1W 5EE

*Travel time: 10 minute walk to Ampika's Aesthetics*



206



# DRESS CODE

Appropriate attire is needed throughout the duration of the course as this is a clinical environment.


**You will be expected to:**

- Wear flat, sensible, closed-toe shoes
- Wear tunic or salon wear
- Wear leggings/pants
- Have your hair tied back
- Provide your own protective face mask or visor

Failure to do so will put the clients and yourself at risk.







**If you have any further questions, please contact  
us via email at [ampikasaesthetics@gmail.com](mailto:ampikasaesthetics@gmail.com)  
or call us on 0333 996 2690**

***Ampika Pickston***