



# **COMBINATION ANTI-WRINKLE AND DERMAL FILLER**

**COURSE OVERVIEW**

*By Ampika's Aesthetics*

# AM I ELIGIBLE?

- You must be fully confident and have mastered your skills at foundation level in both areas before enrolling on this course. Students that have qualified at Ampika's Aesthetics are able to book onto this course at the discounted rate.
- You will complete this course with full accreditation. There is a 100% pass rate as we will continue to work with you until you can graduate





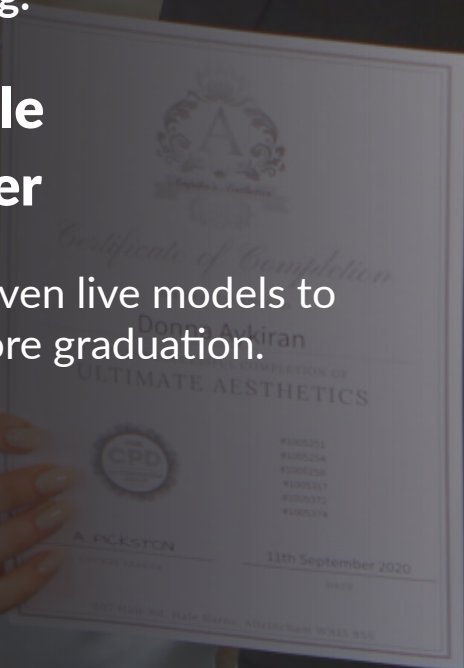


# QUALIFICATION AWARDED

Upon completion of the course, you will gain CPD accreditation in the following:

- ★ **Advanced Anti-Wrinkle**
- ★ **Advanced Dermal Filler**

Along with this, you will also be given live models to perform your case studies on before graduation.



# TIMETABLE

## DAY 1

- Introduction meet and greet.
- Theory of Advanced Filler & Advanced Anti Wrinkle Injectables
  - Benefits of Advanced Filler & Advanced Anti Wrinkle Injectables
  - Contraindications
  - Cautions
  - Injection techniques
  - Preparing to inject
  - Lessening and eliminating lines and wrinkles
  - Softening features
  - Facial muscles and arteries
  - Areas (*Jaw Augmentation, Non surgical Rhinoplasty, Cheek Augmentation, Chin Augmentation, Tear Trough Russian Lip Technique, Temporalis*)
  - Marking up
  - Areas and units (*Downward smile, Gummy smile, Hyperhidrosis, Brow lift, Neck lift, Bunny lines, Nose flair and tip, Masseter jawline, Mentalis, Marionette lines, Perioral lines, Infraorbital lines*)
  - Aftercare
  - Demonstration of Advanced Filler & Advanced Anti Wrinkle Injectables on live model
  - Practical case studies on live models







# TIMETABLE

## DAY 2

- Demonstration of Advanced Filler & Advanced Anti Wrinkle Injectables on live model
- Practical case studies on live models
- Course recap
- Graduation

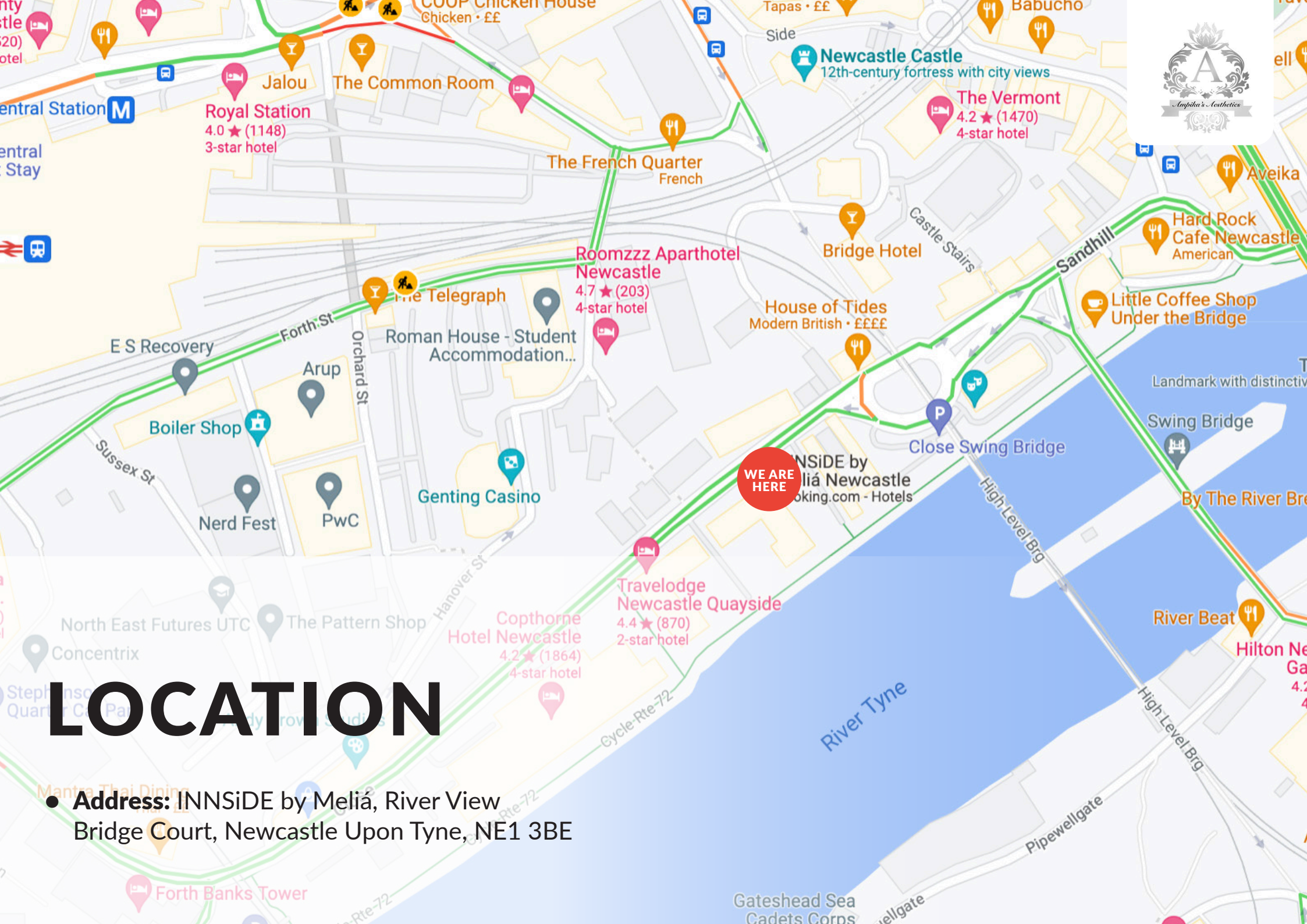
# ARRIVAL

Please ask your sales representative to confirm your start and end time as courses in different locations may vary.

Please note there is a small window for lunch throughout each day so please do bring your own refreshments and food as these are not provided throughout the course days.







# LOCATION

● **Address:** INNSiDE by Meliá, River View  
Bridge Court, Newcastle Upon Tyne, NE1 3BE





# TRANSPORT

- **Travelling by Car**

From the A1 in any direction, continue to follow until reaching signs for A184 Gateshead/Newcastle (Centre). Take the slip road and continue to follow A184 St James' Road over the bridge. Remain in the left lane. At the roundabout, take the 1st exit onto Scotswood Road and then follow signs for B1600 Quayside, leading onto Railway Street. Continue to follow B1600 for around 1 mile. Once passing under the bridge, the Hotel will be on the right.

- **Travelling by Train**

INNSiDE by Meliá is just an 8 minute walk from Newcastle Train Station on Neville Street. Come out of the station and Turn right onto Neville St/A186. Continue onto Westgate Rd/A186. Turn right onto Clavering Pl. Turn left at the end of the road and you will find the hotel opposite.







# ACCOMMODATION

- **INNSiDE by Meliá**  
River View, Bridge Court, Newcastle Upon Tyne, NE1 3BE  
*Ampika's Aesthetics training Location*
- **Hotel Indigo**  
2/8 Fenkle Street, Newcastle Upon Tyne, NE1 5XU  
*Travel time: 8 minute walk to Ampika's Aesthetics*
- **Sleeperz Hotel**  
15 Westgate Road, Newcastle Upon Tyne, NE1 1SE  
*Travel time: 7 minute walk to Ampika's Aesthetics*
- **Premier inn Newcastle City**  
95 Newgate Street, Newcastle Upon Tyne, NE1 5RF  
*Travel time: 10 minute walk to Ampika's Aesthetics*
- **County Aparthotel**  
Neville Street, Newcastle upon Tyne, NE1 5DF  
*Travel time: 8 minute walk to Ampika's Aesthetics*
- **The Royal Station Hotel**  
Neville Street, Newcastle upon Tyne, NE1 5DH  
*Travel time: 6 minute walk to Ampika's Aesthetics*





# DRESS CODE

Appropriate attire is needed throughout the duration of the course as this is a clinical environment.


**You will be expected to:**

- Wear flat, sensible, closed-toe shoes
- Wear tunic or salon wear
- Wear leggings/pants
- Have your hair tied back
- Provide your own protective face mask or visor

Failure to do so will put the clients and yourself at risk.







**If you have any further questions, please contact  
us via email at [ampikasaesthetics@gmail.com](mailto:ampikasaesthetics@gmail.com)  
or call us on 0333 996 2690**

*Ampika Pickston*