



# **SILVER AESTHETICS**

## **COURSE OVERVIEW**

*By Ampika's Aesthetics*

# AM I ELIGIBLE?

- No experience required. Total beginners accepted.
- A good understanding of written/spoken English in order to complete assignments.





# QUALIFICATION AWARDED

Upon completion of the course, you will gain CPD and Qualifi accreditation in the following:

- ★ Anatomy and Physiology accreditation
- ★ Basic life support CPD accreditation
- ★ Foundation Anti wrinkle & Dermal filler accreditation
- ★ Advanced Anti wrinkle & Dermal filler accreditation
- ★ Superficial and medium strength chemical peels accreditation
- ★ Microneedling accreditation
- ★ Level 4 qualification in skin rejuvenation for aesthetic practice

Along with this, you will also be taught a full clinical set up, business support and marketing strategies to help kick start your business.



**QUALIFI**  
APPROVED CENTRE





## ULTIMATE AESTHETICS TIMETABLE

**This is a three day practical course and one day virtual training to cover all the aspects of theory and practical training. Within your first virtual day of training and practical days these are the subjects and practical assessments you will learn and gain accreditation in :**

- Introduction meet and greet.
- Safe Medicines Management
- Safe Practices in Medicine
- Facial Anatomy
- Derma Pen and Mesotherapy
- Botulinum Toxin injections on live models
- Dermal Filler injections on live models
- Biotin & B12 injections on live models
- Microneedling on live models



# ULTIMATE AESTHETICS TIMETABLE

## Theory of Anti-Wrinkle Injections

- Benefits of Anti-Wrinkle Injections
- Pharmacology
- Development of Botulinum Toxins + Mode of Action
- Onset of Anti-Wrinkle Injections
- Basic Anti-Wrinkle Injection Areas
- Consultation process
- Contraindications
- Cautions
- Injection Techniques
- Preparing to inject
- Facial Muscles
- Areas and Units
- Aftercare

## Theory of Microneedling & Mesotherapy

## Dermal Filler Theory

- Benefits of Dermal Fillers
- Hyaluronic Acid
- Basic Filler Areas
- Structure of the Skin
- Arteries Feeding the Face
- Consultation Process
- Contraindications
- Cautions
- Injection Techniques
- Preparing to inject
- Lip Anatomy
- Emergency Reversal Protocol
- Elective Reversal Protocol
- Administration of Hyalase
- Aftercare

## ULTIMATE AESTHETICS TIMETABLE

- Demonstration of Dermal Fillers on live model
- Practical Case Studies of Naso fold, Marionette lines, vermilion board, volume of bottom and top lip
- Clinical set up
- Business structure
- Social media and marketing
- Recap questions
- Demonstration of Anti-Wrinkle Injecatbles
- Practical Case Studies of Crows feet, Forehead, and Frown lines.
- Recap of Course
- Graduation



# MICRONEEDLING

On the first day you will be carrying out microneedling on each other so you must all participate and engage in this activity of treatment to allow Ampika's Aesthetics to qualify and pass you on this area which is crucial to gain insurance.

You are required to turn up make up free so the training academy are ready to go through your consultation and carry out your treatment.

We appreciate this is not always possible. Removing makeup can take up valuable time within your appointment. The other alternative is if you have specific makeup removers you wish to use you are welcome to bring them to remove your makeup before treatments commence.



# LEVEL 4 COURSE OVERVIEW

Level 4 course consists of:

- EIGHT TRAINING MODULES

Units completed on this course in the following areas:

- Health, safety and hygiene for aesthetic procedures
- Client consultation for aesthetic procedures
- The biochemistry and biology of cells
- Skin morphology and the inflammatory response
- Skin disorders and diseases relative to aesthetic practice
- Skin rejuvenation using microneedling
- Skin rejuvenation using superficial chemical peels
- Skincare to support aesthetic procedures



**QUALIFI**  
ENDORSED PROGRAMME





# ADVANCED ANTI-WRINKLE & DERMAL FILLER TIMETABLE

## DAY 1

- Introduction meet and greet.
- Theory of Advanced Filler & Advanced Anti Wrinkle Injectables
  - Benefits of Advanced Filler & Advanced Anti Wrinkle Injectables
  - Contraindications
  - Cautions
  - Injection techniques
  - Preparing to inject
  - Lessening and eliminating lines and wrinkles
  - Softening features
  - Facial muscles and arteries
  - Areas (*Jaw Augmentation, Non surgical Rhinoplasty, Cheek Augmentation, Chin Augmentation, Tear Trough Russian Lip Technique, Temporalis*)
  - Marking up
  - Areas and units (*Downward smile, Gummy smile, Hyperhidrosis, Brow lift, Neck lift, Bunny lines, Nose flair and tip, Masseter jawline, Mentalis, Marionette lines, Perioral lines, Infraorbital lines*)
  - Aftercare
  - Demonstration of Advanced Filler & Advanced Anti Wrinkle Injectables on live model
  - Practical case studies on live models





## ADVANCED ANTI-WRINKLE & DERMAL FILLER TIMETABLE

### DAY 2

- Demonstration of Advanced Filler & Advanced Anti Wrinkle Injectables on live model
- Practical case studies on live models
- Course recap
- Graduation

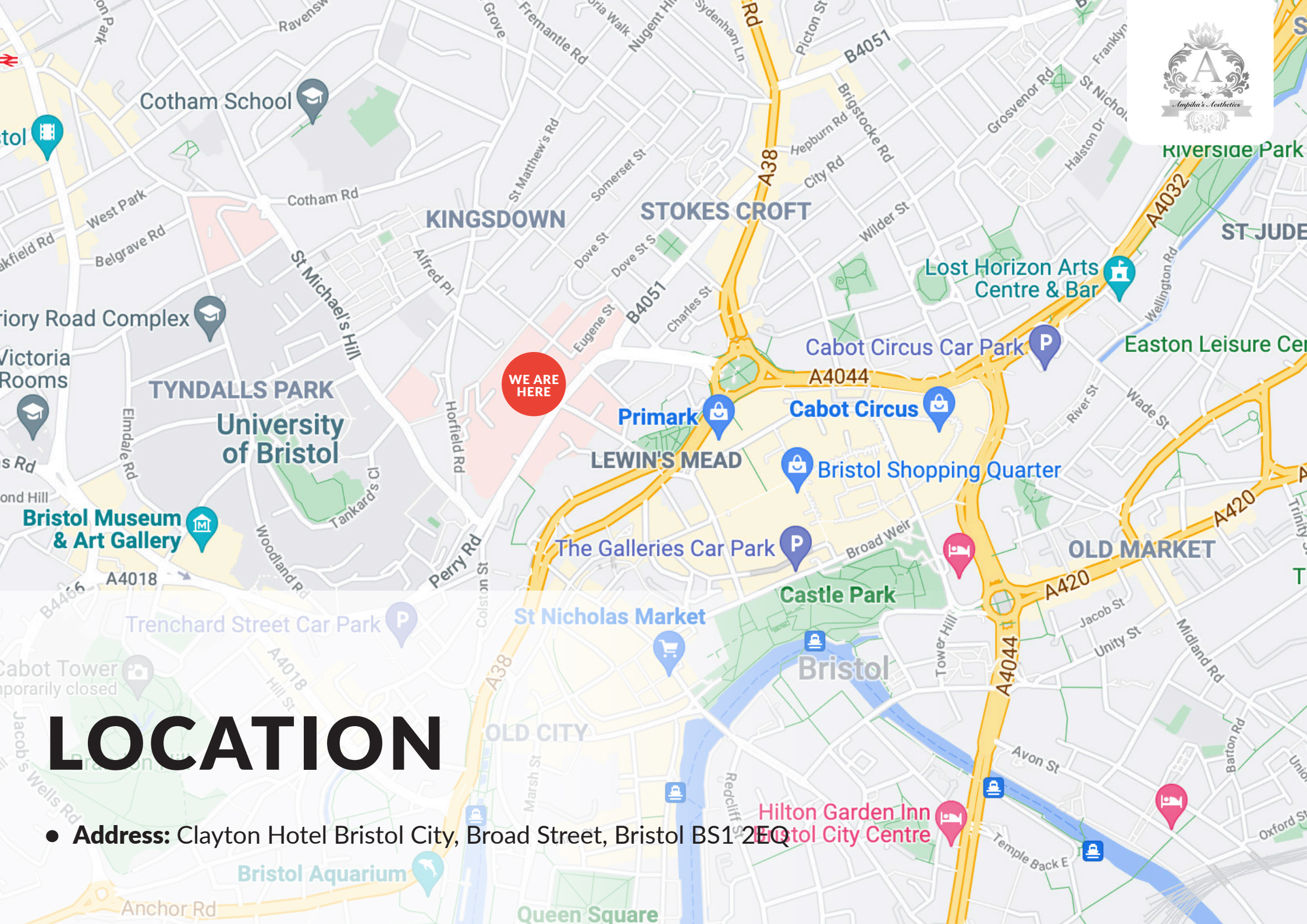




# ARRIVAL

Please contact Ampika's Training Academy on **0333 996 2690** to find out your time of arrival each day for your practical sessions.





# LOCATION

● **Address:** Clayton Hotel Bristol City, Broad Street, Bristol BS1 2EQ



# TRANSPORT

- **Airport Transfers**

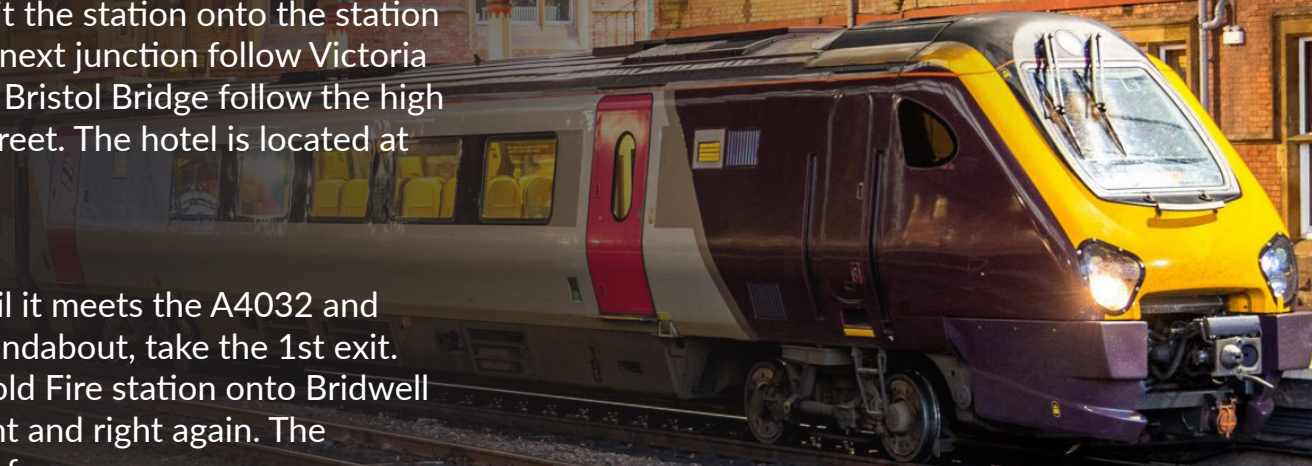
A bus service is available for transport from Bristol International airport. Bristol Airport Flyer runs 7 days per week, every 20 minutes. The nearest stop to the hotel is C1 Rupert Street & C2 Anchor Road. The hotel is located 600 yards from the main street.

- **From Bristol Temple meads Train station**

A short 15-minute walk away approx. 0.8 miles. Exit the station onto the station approach road. Turn right onto temple gate. At the next junction follow Victoria Street until you reach Bristol Bridge. After crossing Bristol Bridge follow the high street for approx. 200 yards until it meets Broad Street. The hotel is located at the bottom of Broad Street.

- **Coming from the M4 London**

Take Junction 19 for the M32. Follow the M32 until it meets the A4032 and A4044. Follow this road until the James Barton roundabout, take the 1st exit. Veer left with the road, take the left turn after the old Fire station onto Bridwell Street. Take a left onto Nelson Street, your first right and right again. The entrance to Nelson Street car park will be in front of you.





# ACCOMMODATION

- **The Clayton Hotel**  
Broad Street, Bristol, BS1 2EQ  
*Ampika's Aesthetics training Location*
- **Mercure Bristol Grand Hotel**  
Broad Street, Bristol, BS1 2EL  
*Travel time: 1 minute walk to Ampika's Aesthetics*
- **Rock & Bowl Motel**  
Broad Street, Bristol, BS1 2EQ  
*Travel time: 2 minute walk to Ampika's Aesthetics*
- **Bristol Harbour Spa Hotel**  
53-55 Corn Street, Bristol, BS1 1HT  
*Travel time: 2 minute walk to Ampika's Aesthetics*
- **Premier Inn Bristol City Centre**  
Lewins Mead, Bristol, BS1 2NT  
*Travel time: 3 minute walk to Ampika's Aesthetics*





# DRESS CODE


Appropriate attire is needed throughout the duration of the course as this is a clinical environment.

**You will be expected to:**

- Wear flat, sensible, closed-toe shoes
- Wear tunic or salon wear
- Wear leggings/pants
- Have your hair tied back
- Provide your own protective face mask or visor

Failure to do so will put the clients and yourself at risk.





If you have any further questions, please contact  
us via email at [ampikasaesthetics@gmail.com](mailto:ampikasaesthetics@gmail.com)  
or call us on 0333 996 2690

*Ampika Pickston*