



SILVER AESTHETICS

COURSE OVERVIEW

By Ampika's Aesthetics

AM I ELIGIBLE?

- No experience required. Total beginners accepted.
- A good understanding of written/spoken English in order to complete assignments.





QUALIFICATION AWARDED

Upon completion of the course, you will gain CPD and Qualifi accreditation in the following:

- ★ Anatomy and Physiology accreditation
- ★ Basic life support CPD accreditation
- ★ Foundation Anti wrinkle & Dermal filler accreditation
- ★ Advanced Anti wrinkle & Dermal filler accreditation
- ★ Superficial and medium strength chemical peels accreditation
- ★ Microneedling accreditation
- ★ Level 4 qualification in skin rejuvenation for aesthetic practice

Along with this, you will also be taught a full clinical set up, business support and marketing strategies to help kick start your business.



QUALIFI
APPROVED CENTRE





ULTIMATE AESTHETICS TIMETABLE

This is a three day practical course and one day virtual training to cover all the aspects of theory and practical training. Within your first virtual day of training and practical days these are the subjects and practical assessments you will learn and gain accreditation in :

- Introduction meet and greet.
- Safe Medicines Management
- Safe Practices in Medicine
- Facial Anatomy
- Derma Pen and Mesotherapy
- Botulinum Toxin injections on live models
- Dermal Filler injections on live models
- Biotin & B12 injections on live models
- Microneedling on live models



ULTIMATE AESTHETICS TIMETABLE

Theory of Anti-Wrinkle Injections

- Benefits of Anti-Wrinkle Injections
- Pharmacology
- Development of Botulinum Toxins + Mode of Action
- Onset of Anti-Wrinkle Injections
- Basic Anti-Wrinkle Injection Areas
- Consultation process
- Contraindications
- Cautions
- Injection Techniques
- Preparing to inject
- Facial Muscles
- Areas and Units
- Aftercare

Theory of Microneedling & Mesotherapy

Dermal Filler Theory

- Benefits of Dermal Fillers
- Hyaluronic Acid
- Basic Filler Areas
- Structure of the Skin
- Arteries Feeding the Face
- Consultation Process
- Contraindications
- Cautions
- Injection Techniques
- Preparing to inject
- Lip Anatomy
- Emergency Reversal Protocol
- Elective Reversal Protocol
- Administration of Hyalase
- Aftercare

ULTIMATE AESTHETICS TIMETABLE

- Demonstration of Dermal Fillers on live model
- Practical Case Studies of Naso fold, Marionette lines, vermilion board, volume of bottom and top lip
- Clinical set up
- Business structure
- Social media and marketing
- Recap questions
- Demonstration of Anti-Wrinkle Injecatbles
- Practical Case Studies of Crows feet, Forehead, and Frown lines.
- Recap of Course
- Graduation



MICRONEEDLING

On the first day you will be carrying out microneedling on each other so you must all participate and engage in this activity of treatment to allow Ampika's Aesthetics to qualify and pass you on this area which is crucial to gain insurance.

You are required to turn up make up free so the training academy are ready to go through your consultation and carry out your treatment.

We appreciate this is not always possible. Removing makeup can take up valuable time within your appointment. The other alternative is if you have specific makeup removers you wish to use you are welcome to bring them to remove your makeup before treatments commence.



LEVEL 4 COURSE OVERVIEW

Level 4 course consists of:

- EIGHT TRAINING MODULES

Units completed on this course in the following areas:

- Health, safety and hygiene for aesthetic procedures
- Client consultation for aesthetic procedures
- The biochemistry and biology of cells
- Skin morphology and the inflammatory response
- Skin disorders and diseases relative to aesthetic practice
- Skin rejuvenation using microneedling
- Skin rejuvenation using superficial chemical peels
- Skincare to support aesthetic procedures



QUALIFI
ENDORSED PROGRAMME

ADVANCED ANTI-WRINKLE & DERMAL FILLER TIMETABLE

DAY 1

- Introduction meet and greet.
- Theory of Advanced Filler & Advanced Anti Wrinkle Injectables
 - Benefits of Advanced Filler & Advanced Anti Wrinkle Injectables
 - Contraindications
 - Cautions
 - Injection techniques
 - Preparing to inject
 - Lessening and eliminating lines and wrinkles
 - Softening features
 - Facial muscles and arteries
 - Areas (*Jaw Augmentation, Non surgical Rhinoplasty, Cheek Augmentation, Chin Augmentation, Tear Trough Russian Lip Technique, Temporalis*)
 - Marking up
 - Areas and units (*Downward smile, Gummy smile, Hyperhidrosis, Brow lift, Neck lift, Bunny lines, Nose flair and tip, Masseter jawline, Mentalis, Marionette lines, Perioral lines, Infraorbital lines*)
 - Aftercare
 - Demonstration of Advanced Filler & Advanced Anti Wrinkle Injectables on live model
 - Practical case studies on live models





ADVANCED ANTI-WRINKLE & DERMAL FILLER TIMETABLE

DAY 2

- Demonstration of Advanced Filler & Advanced Anti Wrinkle Injectables on live model
- Practical case studies on live models
- Course recap
- Graduation



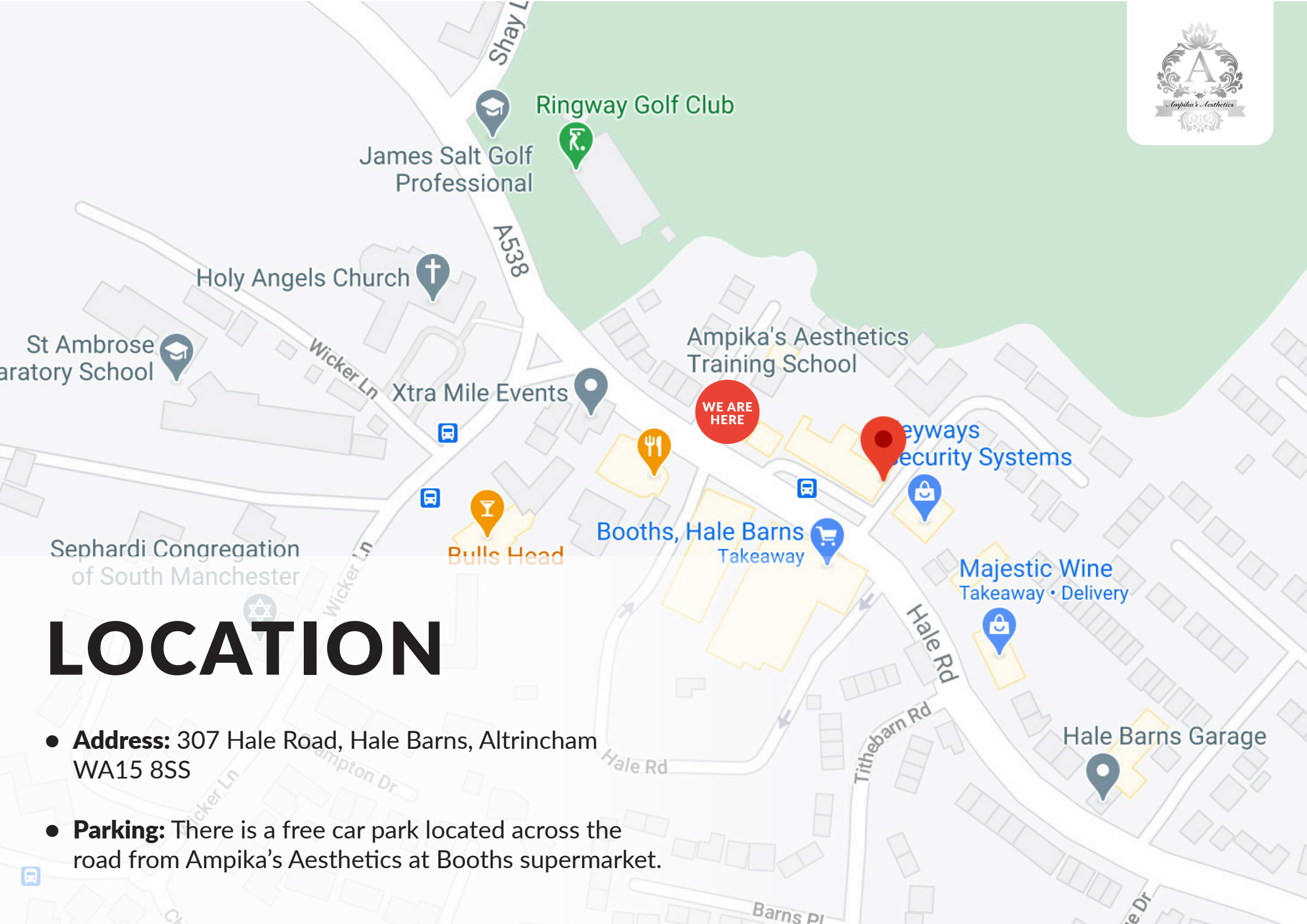


ARRIVAL

All classes start at 9:00am prompt. You are to arrive at 8:50am ready to start each day.

The courses finish at approximately 5:30pm each day but may vary depending on your course content.





LOCATION

- **Address:** 307 Hale Road, Hale Barns, Altrincham WA15 8SS
- **Parking:** There is a free car park located across the road from Ampika's Aesthetics at Booths supermarket.

TRANSPORT


- **Bus:** There is a bus stop directly outside the training academy. Services 88, 288 and 284 stop here.
- **Tram:** The nearest tram stop to Ampika's Aesthetics is the Manchester Airport line. This stop is 3 miles from the academy.
- **Train:** The nearest train station to our academy is Hale Station as it's only 2 miles away. Another close by station is Manchester Airport which has access to more lines.
- **Taxi:** As we are situated near the airport, there is always a high number of taxi services available in the area at short notice. Uber's also available.





ACCOMMODATION

- **Bulls Head:** Wicker Ln, Hale Barns, Altrincham
WA15 0HG
Travel Time: 2 minute walk to Ampika's Aesthetics.
- **Manchester Airport:** Premiere Inn, Rungler Lane,
Wilmslow Road, Manchester Airport, M90 5DL
Travel Time: 8 minute drive to Ampika's Aesthetics.
- **Marriot Hotel:** Hale Road, Hale Barns, Manchester
WA15 8XW
Travel Time: 3 minute drive to Ampika's Aesthetics.
- **Hale Barns House:** Oak Croft, Hale, WA15 8UU
Travel Time: 3 minute drive to Ampika's Aesthetics.
- **Holiday Inn:** Rungler Lane, Manchester Airport,
Manchester, M90 5DL
Travel Time: 6 minute drive to Ampika's Aesthetics.
- **Airbnb** in Hale Barns



206



DRESS CODE


Appropriate attire is needed throughout the duration of the course as this is a clinical environment.

You will be expected to:

- Wear flat, sensible, closed-toe shoes
- Wear tunic or salon wear
- Wear leggings/pants
- Have your hair tied back
- Provide your own protective face mask or visor

Failure to do so will put the clients and yourself at risk.





If you have any further questions, please contact
us via email at ampikasaesthetics@gmail.com
or call us on 0333 996 2690

Ampika Pickston