

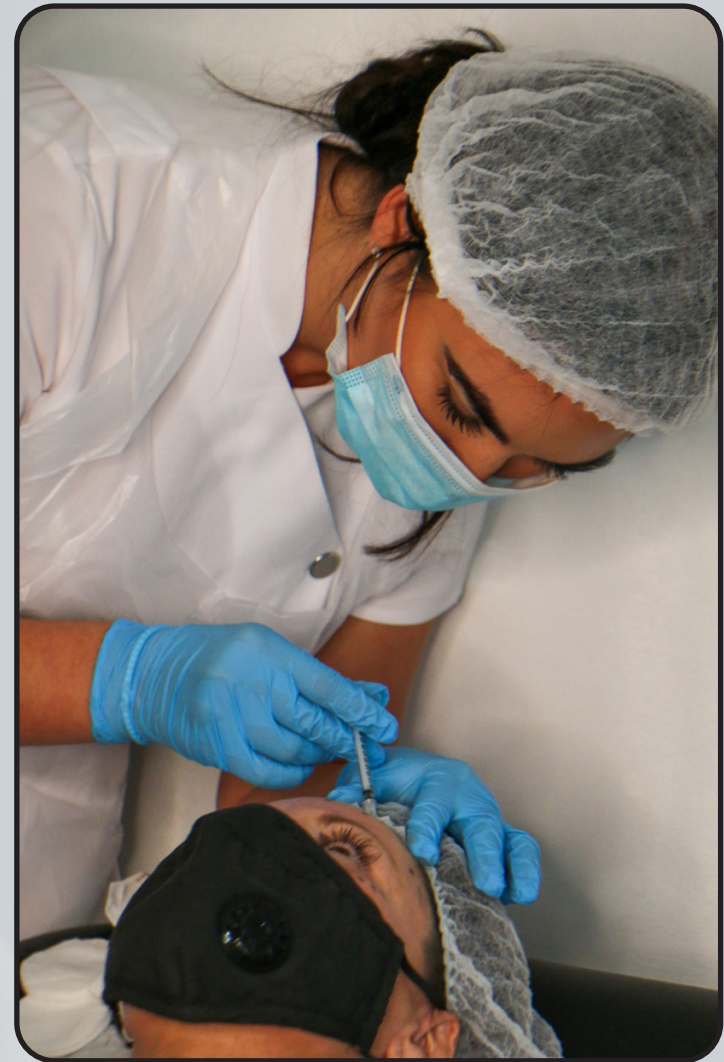


PDO THREADS COURSE OVERVIEW

By Ampika's Aesthetics

AM I ELIGIBLE?

- You must have your Anatomy and Physiology Level 3 & 4.
- You must also have 6 months needling experience in Microneedling or in Foundation Aesthetics such as Dermal Filler or Anti-wrinkle injections.
- If you are a total beginner please check out our Ultimate Aesthetics course. This is the pathway into injectables enabling you to go on to this course.





QUALIFICATION AWARDED

Upon completion of the course, you will gain CPD accreditation in the following:

 **PDO Threads**

Along with this, you will also be given live models to perform your case studies on before graduation.





TIMETABLE

This is a one day course covering the following:

- Introduction meet and greet
- Revision over theory
- History of threads and PDO variables on the market
- Learning the techniques and carrying out live procedures on face and body areas of concern (*Breasts, Underarms, Stomach, Crows feet, Tear trough, Chin & jawline, Forehead, Mid face & jawline, Lowerface*)
- The use-age of lidocaine
- Indications
- Contraindications
- Selecting a suitable candidate
- The benefits of this treatment
- Consultation process
- Aftercare
- Sourcing the products and marketing with pricing structure:
- Course recap
- Graduation



ARRIVAL

All classes start at 9am prompt. You are to arrive at 8:50am ready to start each day.

The courses finish at approximately 5:30pm each day but may vary depending on your course content.

PLEASE NOTE THE TIMINGS OF THE COURSE WILL CHANGE TO THE FOLLOWING FROM OCTOBER 1ST 2023:

The first day of the course will start at 11am and end at 7pm. There are two breaks throughout your first day. The first break is 3pm - 3.30pm and the second break is at 5pm - 5.30pm.

The second and third day will run from 9am - 5.30pm with one lunch break which is 1pm - 1.30pm.

Please bring your own food and refreshments as we are limited on time as we are providing a large amount of models for you to learn and train upon.

Please arrive 10 minutes early each day.





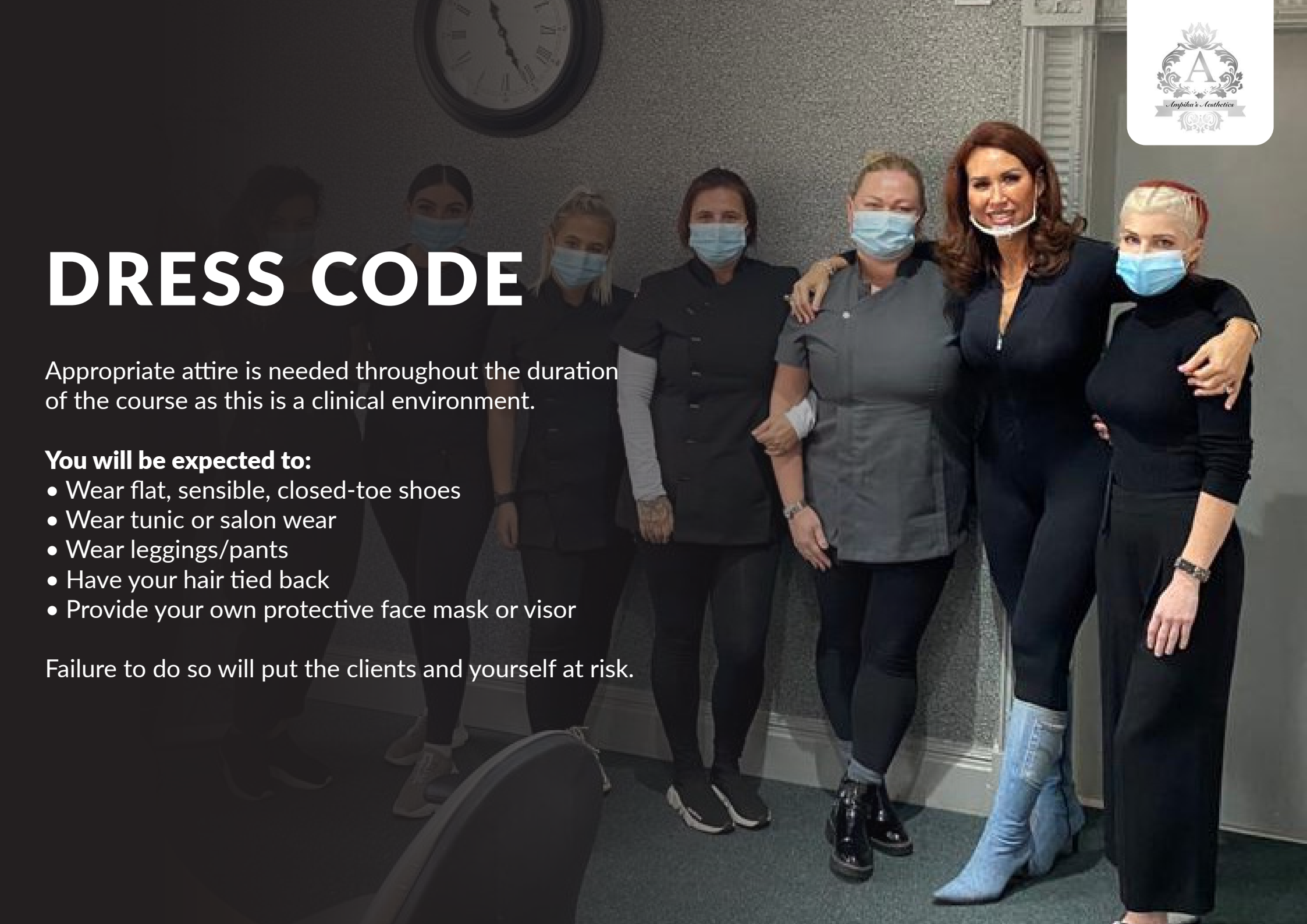
DRESS CODE


Appropriate attire is needed throughout the duration of the course as this is a clinical environment.

You will be expected to:

- Wear flat, sensible, closed-toe shoes
- Wear tunic or salon wear
- Wear leggings/pants
- Have your hair tied back
- Provide your own protective face mask or visor

Failure to do so will put the clients and yourself at risk.





If you have any further questions, please contact
us via email at ampikasaesthetics@gmail.com
or call us on 0333 996 2690

Ampika Pickston