



ADVANCED SKIN BOOSTER COURSE OVERVIEW

By Ampika's Aesthetics

AM I ELIGIBLE?

- This course is designed for students who are qualified in Foundation and Advanced Dermal Filler procedures.
- If you're not injectable trained, you can attend our beginners course, Ultimate Aesthetics, followed by our Advanced Dermal Filler course to gain your injectable qualification before attending this course.
- **YOU ARE NOT** permitted to join the practical course unless you have watched the training manual for your course and completed your online class maker exam. Upon purchasing your course you will be sent access to join our student portal. This supports all our students with online tutorials and video manuals explaining the theory side needed to support your training knowledge. This is crucial to complete the video and online exam four days before your practical course date. Should you fail to do so you will have to be booked onto a future course at a future date and there will be a cost to this.



QUALIFICATION AWARDED

Upon completion of the course, you will gain
CPD accreditation in the following:

- ★ Skin Boosters
- ★ Polynucleotides

Along with this, you will also be taught a full clinical set
up and client consultation to help kick start your clinic.



TIMETABLE

The one day course is split between practical and theory-based modules including:

- Anatomy & Physiology recap
- Product discussion (NUCLEFILL/SEVENTY HYAL/PROFHILO)
- Techniques taught bap/mesotherapy/cannual
- Areas covered includes face/body/eyes
- Client suitability assessment and consultation
- Aftercare
- Side effects and complications
- Practice on a live model

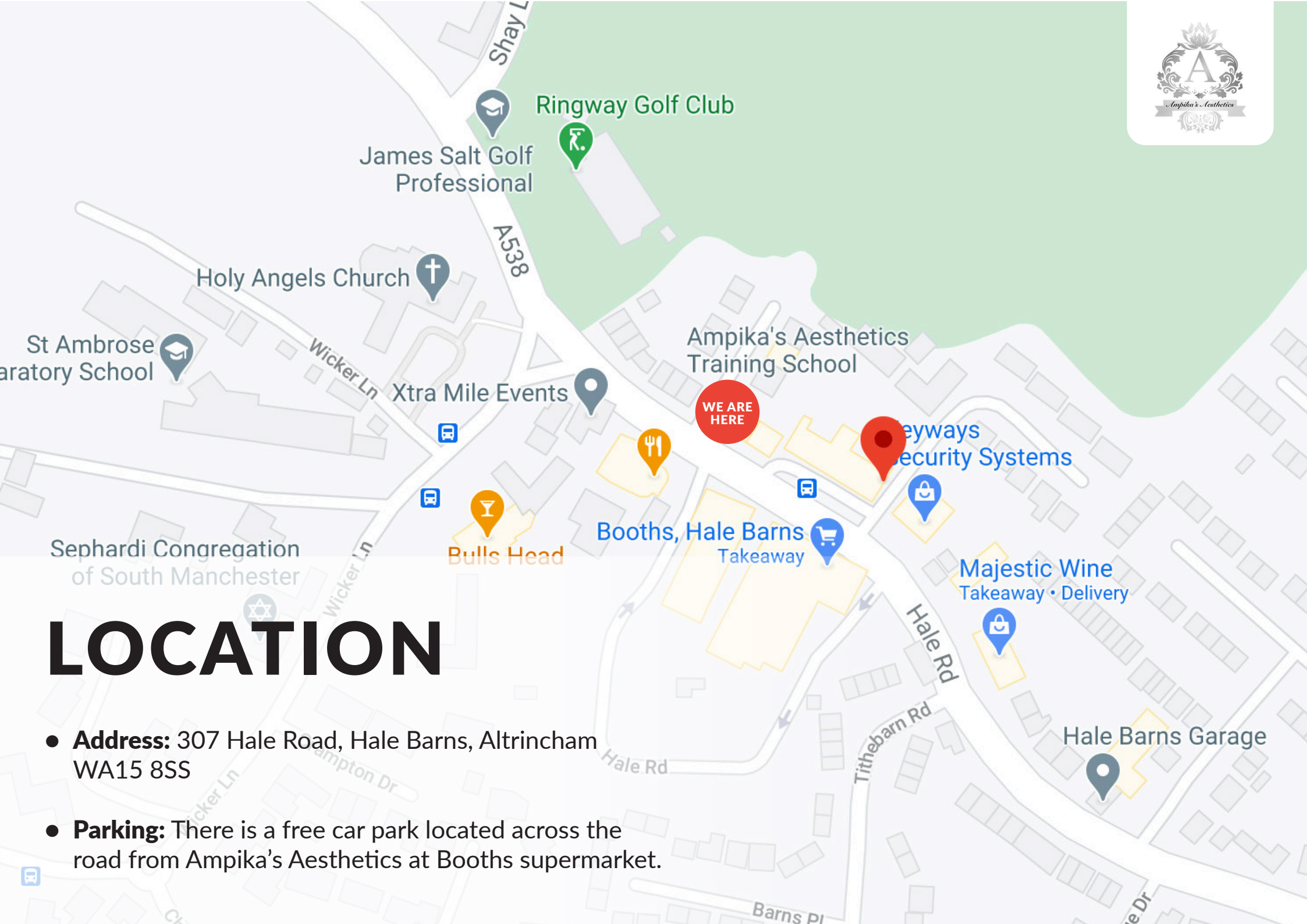


ARRIVAL

You should arrive to your course 10 minutes early to be ready to start on time.

All of our courses have different timings so please contact the school to see what time your course will start.





LOCATION

- **Address:** 307 Hale Road, Hale Barns, Altrincham WA15 8SS
- **Parking:** There is a free car park located across the road from Ampika's Aesthetics at Booths supermarket.

TRANSPORT

- **Bus:** There is a bus stop directly outside the training academy. Services 88, 288 and 284 stop here.
- **Tram:** The nearest tram stop to Ampika's Aesthetics is the Manchester Airport line. This stop is 3 miles from the academy.
- **Train:** The nearest train station to our academy is Hale Station as it's only 2 miles away. Another close by station is Manchester Airport which has access to more lines.
- **Taxi:** As we are situated near the airport, there is always a high number of taxi services available in the area at short notice. Uber's also available.





ACCOMMODATION

- **Bulls Head:** Wicker Ln, Hale Barns, Altrincham
WA15 0HG
Travel Time: 2 minute walk to Ampika's Aesthetics.
- **Manchester Airport:** Premiere Inn, Runger Lane,
Wilmslow Road, Manchester Airport, M90 5DL
Travel Time: 8 minute drive to Ampika's Aesthetics.
- **Marriot Hotel:** Hale Road, Hale Barns, Manchester
WA15 8XW
Travel Time: 3 minute drive to Ampika's Aesthetics.
- **Hale Barns House:** Oak Croft, Hale, WA15 8UU
Travel Time: 3 minute drive to Ampika's Aesthetics.
- **Holiday Inn:** Runger Lane, Manchester Airport,
Manchester, M90 5DL
Travel Time: 6 minute drive to Ampika's Aesthetics.
- **Airbnb** in Hale Barns





MODELS

We advertise and place a lot efforts into sourcing models to cover ALL areas of Anti Wrinkle treatments and Advanced Dermal Filler treatments, however we do NOT guarantee that a model will be supplied for each area.

We have on average 60 - 90 models who attend the training school for treatments throughout a two to three day course.

Any treatment you have not been able to carry out, we will demonstrate and show you how to administer the product and unit use for each area of the face.

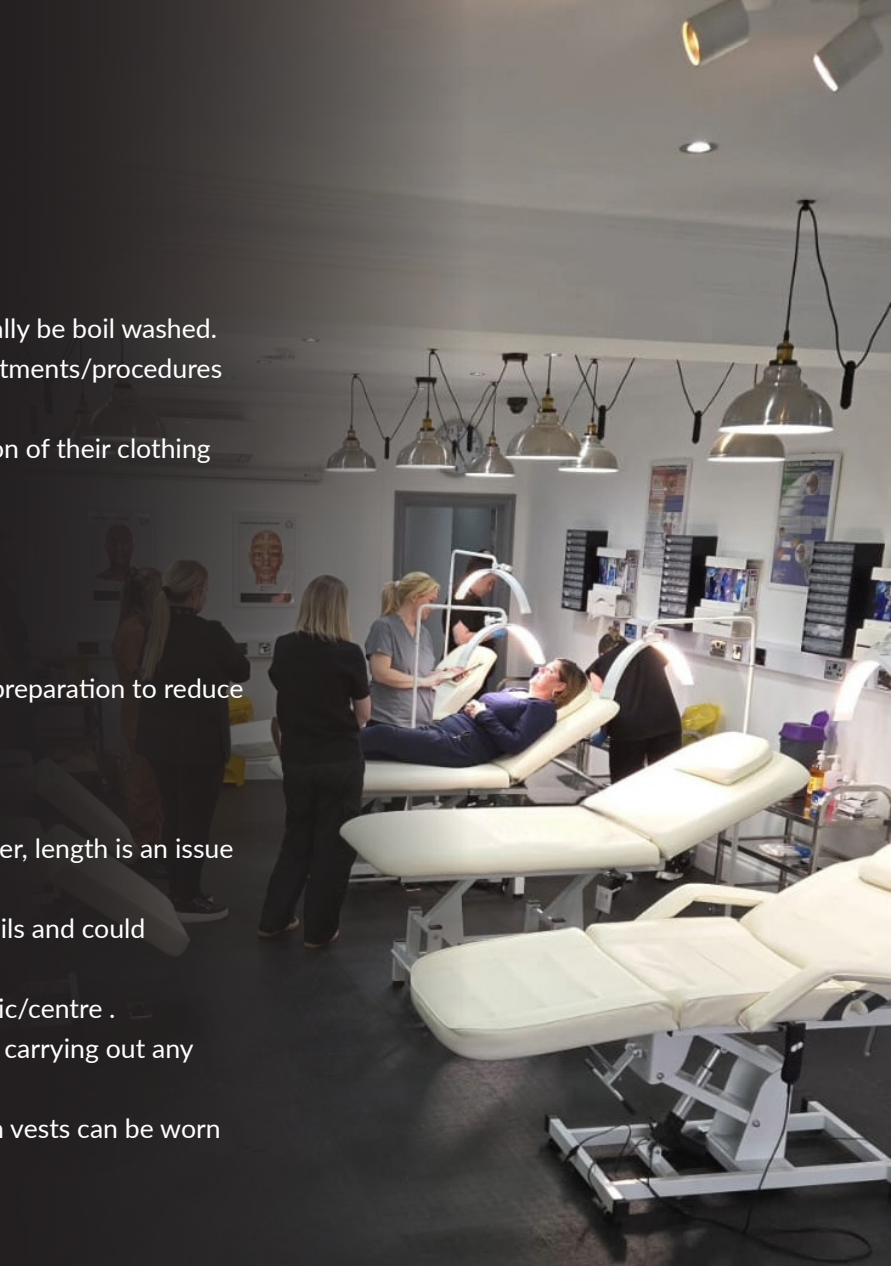
This is also shared to you in the way of a training portal which has all your treatment areas covered. A step by step guide is provided on our bespoke Ampika's Aesthetics training app.

DRESS CODE

The chosen uniform should be clean and well pressed and made of cotton or a polycotton, which may potentially be boil washed. It should be comfortable and allow a full range of movement and be worn whenever they are carrying out treatments/procedures

- Students should change into their uniform when they arrive at the centre/clinic, to avoid any contamination of their clothing during their journey to your centre/clinic
- Lower arms should be bare, to avoid any cross-contamination
- A new disposable apron should be used for each client/patient
- Face masks and gloves should be worn by the practitioner
- Use of universal infection control precautions, clean and disinfected environment, effective handwashing
- Use of PPE (gloves, masks, visors, eyewear, apron), sharps safety, sterilised tools and equipment and skin preparation to reduce risk of infection.)
- Minimal jewellery should be worn – plain wedding band and stud piercings only
- Hair should be clean and securely tied back off the face and collar, hairnets may be worn
- Nail extensions should not be worn, we are aware gloves are worn for most aesthetics procedures; however, length is an issue and may affect the application of the procedure
- Nails should be short, clean, and free from varnish, long nails harbour more dirt and bacteria than short nails and could contribute to the spread of infections
- Shoes should be clean, low heeled, closed in and comfortable. Ideally, they should only be worn in the clinic/centre .
- NO COATS OR CARDIGANS TO BE WORN OVER YOUR SCRUBS OR WORKING OUTFIT whilst you are carrying out any treatments.
- Should you be cold please wear extra body layers to help promote a stable body temperature. Thermal skin vests can be worn under your tunics.
- Shoes MUST BE CLEAN covering all of the feet.
- NO sling backs.
- NO strappy shoes.
- NO open parts of the foot or toes to be exposed.
- NO fringes that are hitting your eyebrows or lower must be clipped back securely.

PLEASE DO NOT TURN UP without taking the above into consideration. This will hinder your learning experience should you not act responsibly and maintain professionalism at all times.






BEHAVIOUR

Your behaviour, body language and tone of voice are to conform to a positive and professional student manner. The training school has a ZERO tolerance to abuse of any kind.

Recommended Behaviour:

- All bags, outerwear, phones, and personal belongings should be stored in provided lockers/storage areas, unless otherwise arranged with the tutor
- Water is the only drink permitted in sessions
- No other food or drinks are permitted

N.B. We can at times permit a learner to use their phone in the session to take before and after pictures, learners must always maintain a sterile field. Phones should be cleaned when they are brought into the session, gloves are applied after the before pictures and removed before the after pictures.



If you have any further questions, please contact
us via email at ampikasaesthetics@gmail.com
or call us on 0333 996 2690

Ampika Pickston