

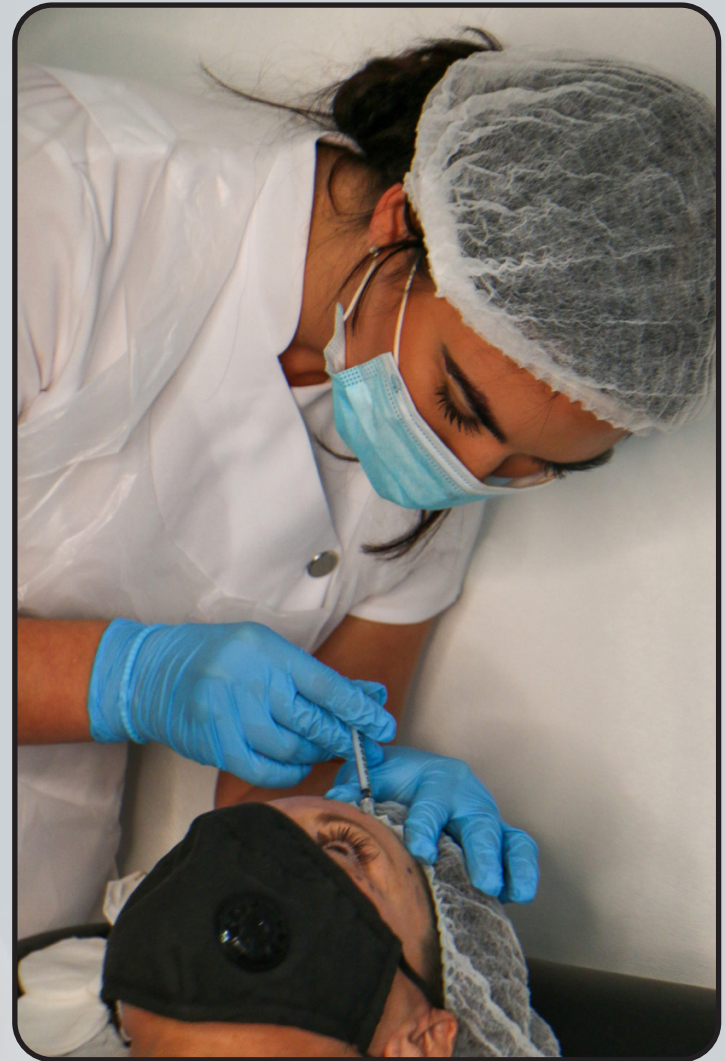


SPMU BROW HEAVEN COURSE OVERVIEW

By Ampika's Aesthetics

AM I ELIGIBLE?

- No experience required. Total beginners accepted.
- A good understanding of written/spoken English in order to complete assignments.



QUALIFICATION AWARDED

Upon completion of the course, you will gain
CPD accreditation in the following:

 **SPMU Brow Heaven**

Along with this, you will also be taught a full clinical set
up and client consultation to help kick start your clinic.





TIMETABLE

This is a 2 day course

- Day one is done virtually with your online trainer
- The second day is a practical day set at one of our training schools

TIMETABLE

Areas that will be covered:

- Legislations and Health and Safety
- History of Micropigmentation, types, importance and purpose of eyebrows
- Anatomy and Physiology
- Wound Healing, eye anatomy and physiology, skin types, face and eyebrow shapes, practical demonstration on skin pads
- Colour theory, consultation/health forms, aftercare advice, patch testing, process, licensing and troubleshooting
- Practical treatments on live models using microblading and SPMU techniques



ARRIVAL

You should arrive to your course 10 minutes early to be ready to start on time.

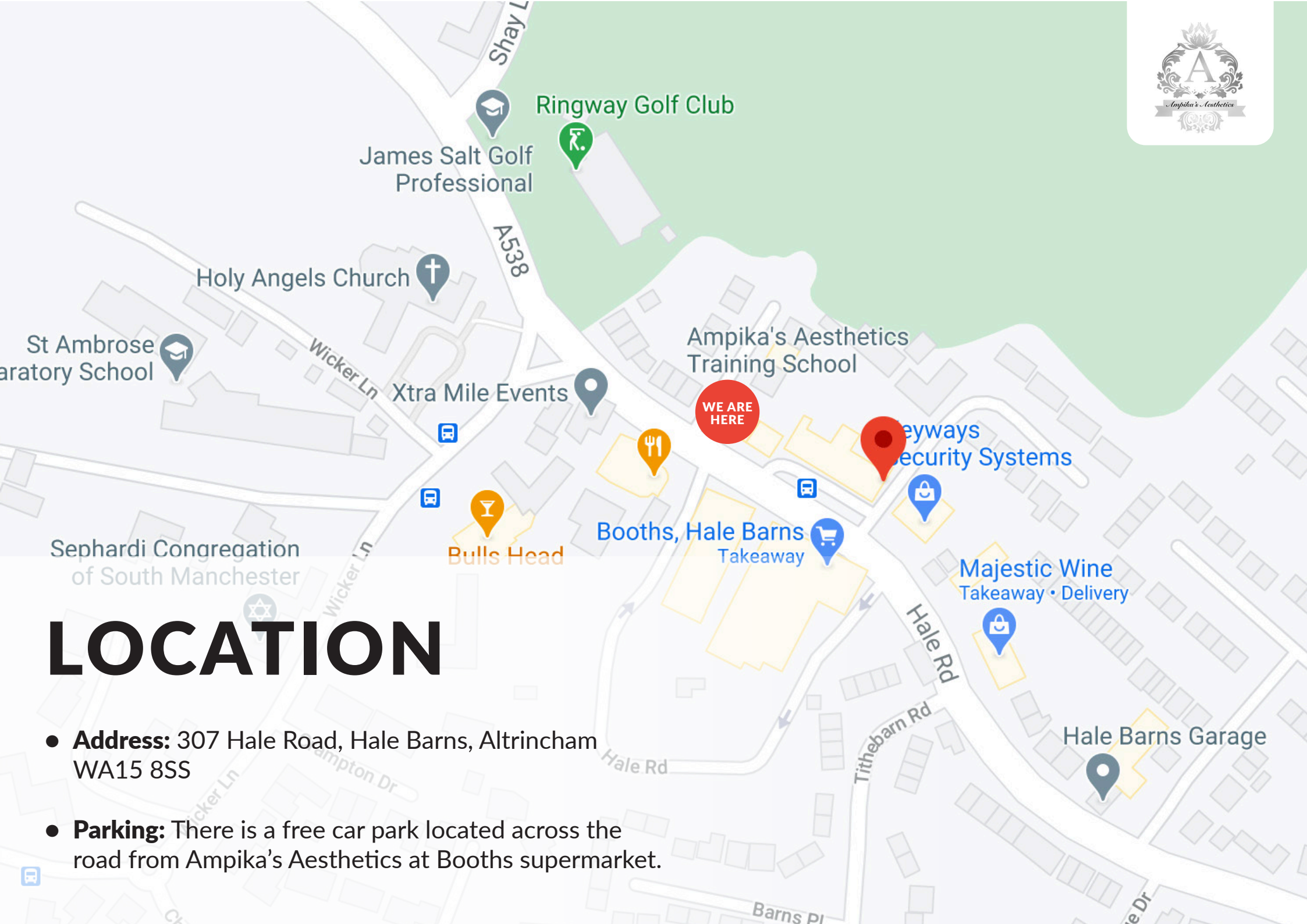
All of our courses have different timings so please contact the school to see what time your course will start.





LOCATION

- **Address:** 307 Hale Road, Hale Barns, Altrincham WA15 8SS
- **Parking:** There is a free car park located across the road from Ampika's Aesthetics at Booths supermarket.



TRANSPORT

- **Bus:** There is a bus stop directly outside the training academy. Services 88, 288 and 284 stop here.
- **Tram:** The nearest tram stop to Ampika's Aesthetics is the Manchester Airport line. This stop is 3 miles from the academy.
- **Train:** The nearest train station to our academy is Hale Station as it's only 2 miles away. Another close by station is Manchester Airport which has access to more lines.
- **Taxi:** As we are situated near the airport, there is always a high number of taxi services available in the area at short notice. Uber's also available.





ACCOMMODATION

- **Bulls Head:** Wicker Ln, Hale Barns, Altrincham
WA15 0HG
Travel Time: 2 minute walk to Ampika's Aesthetics.
- **Manchester Airport:** Premiere Inn, Runger Lane,
Wilmslow Road, Manchester Airport, M90 5DL
Travel Time: 8 minute drive to Ampika's Aesthetics.
- **Marriot Hotel:** Hale Road, Hale Barns, Manchester
WA15 8XW
Travel Time: 3 minute drive to Ampika's Aesthetics.
- **Hale Barns House:** Oak Croft, Hale, WA15 8UU
Travel Time: 3 minute drive to Ampika's Aesthetics.
- **Holiday Inn:** Runger Lane, Manchester Airport,
Manchester, M90 5DL
Travel Time: 6 minute drive to Ampika's Aesthetics.
- **Airbnb** in Hale Barns

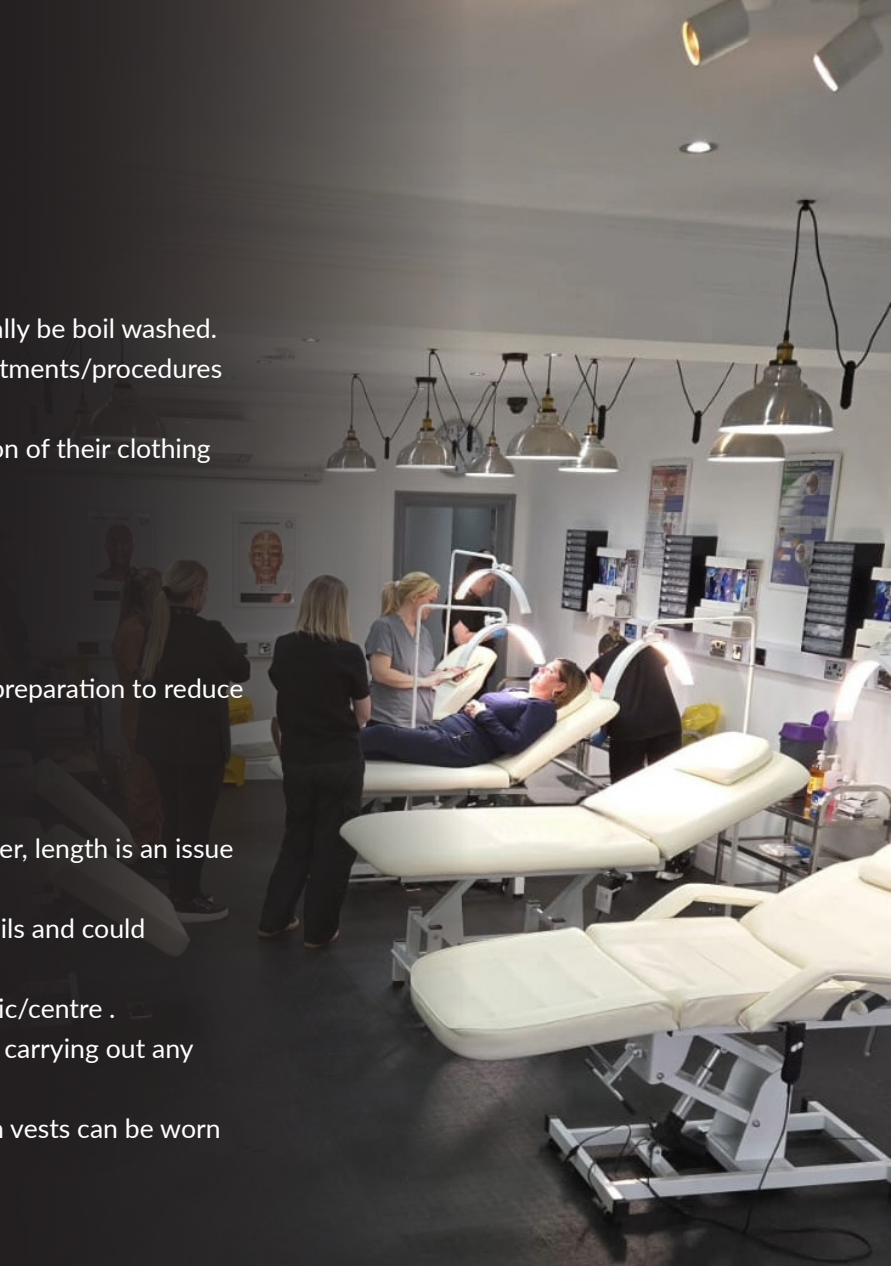


DRESS CODE

The chosen uniform should be clean and well pressed and made of cotton or a polycotton, which may potentially be boil washed. It should be comfortable and allow a full range of movement and be worn whenever they are carrying out treatments/procedures

- Students should change into their uniform when they arrive at the centre/clinic, to avoid any contamination of their clothing during their journey to your centre/clinic
- Lower arms should be bare, to avoid any cross-contamination
- A new disposable apron should be used for each client/patient
- Face masks and gloves should be worn by the practitioner
- Use of universal infection control precautions, clean and disinfected environment, effective handwashing
- Use of PPE (gloves, masks, visors, eyewear, apron), sharps safety, sterilised tools and equipment and skin preparation to reduce risk of infection.)
- Minimal jewellery should be worn – plain wedding band and stud piercings only
- Hair should be clean and securely tied back off the face and collar, hairnets may be worn
- Nail extensions should not be worn, we are aware gloves are worn for most aesthetics procedures; however, length is an issue and may affect the application of the procedure
- Nails should be short, clean, and free from varnish, long nails harbour more dirt and bacteria than short nails and could contribute to the spread of infections
- Shoes should be clean, low heeled, closed in and comfortable. Ideally, they should only be worn in the clinic/centre .
- NO COATS OR CARDIGANS TO BE WORN OVER YOUR SCRUBS OR WORKING OUTFIT whilst you are carrying out any treatments.
- Should you be cold please wear extra body layers to help promote a stable body temperature. Thermal skin vests can be worn under your tunics.
- Shoes MUST BE CLEAN covering all of the feet.
- NO sling backs.
- NO strappy shoes.
- NO open parts of the foot or toes to be exposed.
- NO fringes that are hitting your eyebrows or lower must be clipped back securely.

PLEASE DO NOT TURN UP without taking the above into consideration. This will hinder your learning experience should you not act responsibly and maintain professionalism at all times.






BEHAVIOUR

Your behaviour, body language and tone of voice are to conform to a positive and professional student manner. The training school has a ZERO tolerance to abuse of any kind.

Recommended Behaviour:

- All bags, outerwear, phones, and personal belongings should be stored in provided lockers/storage areas, unless otherwise arranged with the tutor
- Water is the only drink permitted in sessions
- No other food or drinks are permitted

N.B. We can at times permit a learner to use their phone in the session to take before and after pictures, learners must always maintain a sterile field. Phones should be cleaned when they are brought into the session, gloves are applied after the before pictures and removed before the after pictures.



If you have any further questions, please contact
us via email at ampikasaesthetics@gmail.com
or call us on 0333 996 2690

Ampika Pickston