

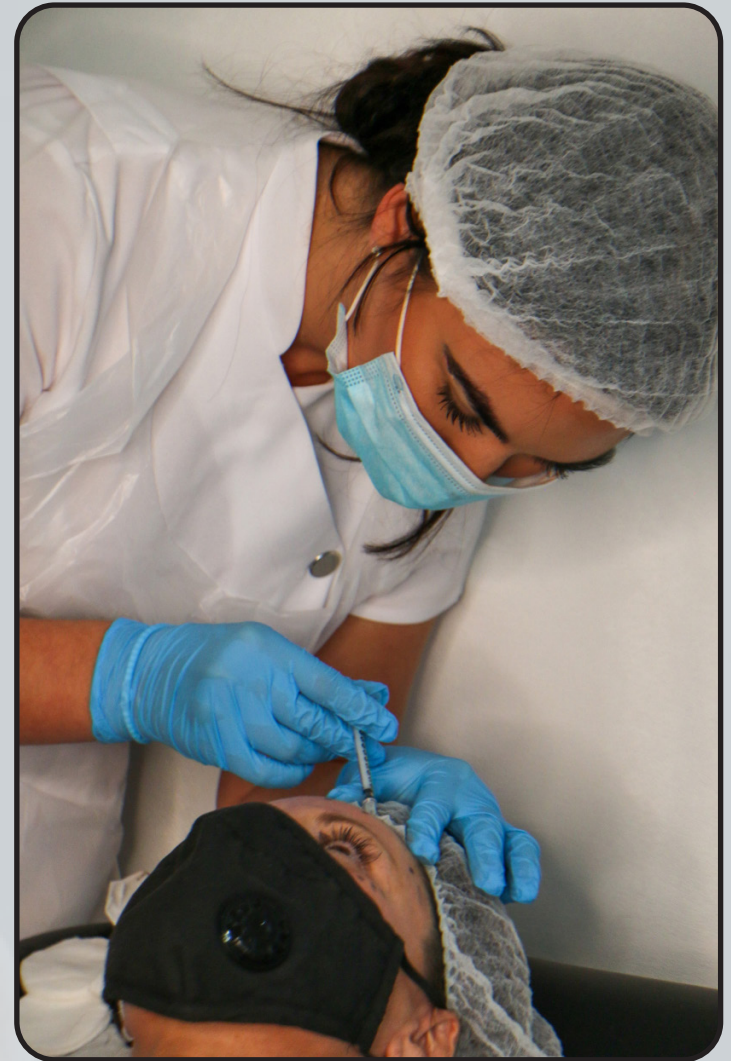


SPMU BROW HEAVEN COURSE OVERVIEW

By Ampika's Aesthetics

AM I ELIGIBLE?

- No experience required. Total beginners accepted.
- A good understanding of written/spoken English in order to complete assignments.



QUALIFICATION AWARDED

Upon completion of the course, you will gain
CPD accreditation in the following:

 **SPMU Brow Heaven**

Along with this, you will also be taught a full clinical set
up and client consultation to help kick start your clinic.





TIMETABLE

This is a 4 day course

- Day one is done virtually with your online trainer
- Second, third and fourth days are practical days set at one of our training schools

TIMETABLE

Areas that will be covered:

- Legislations and Health and Safety
- History of Micropigmentation, types, importance and purpose of eyebrows
- Anatomy and Physiology
- Wound Healing, eye anatomy and physiology, skin types, face and eyebrow shapes, practical demonstration on skin pads
- Colour theory, consultation/health forms, aftercare advice, patch testing, process, licensing and troubleshooting
- Practical treatments on live models using microblading and SPMU techniques

ARRIVAL

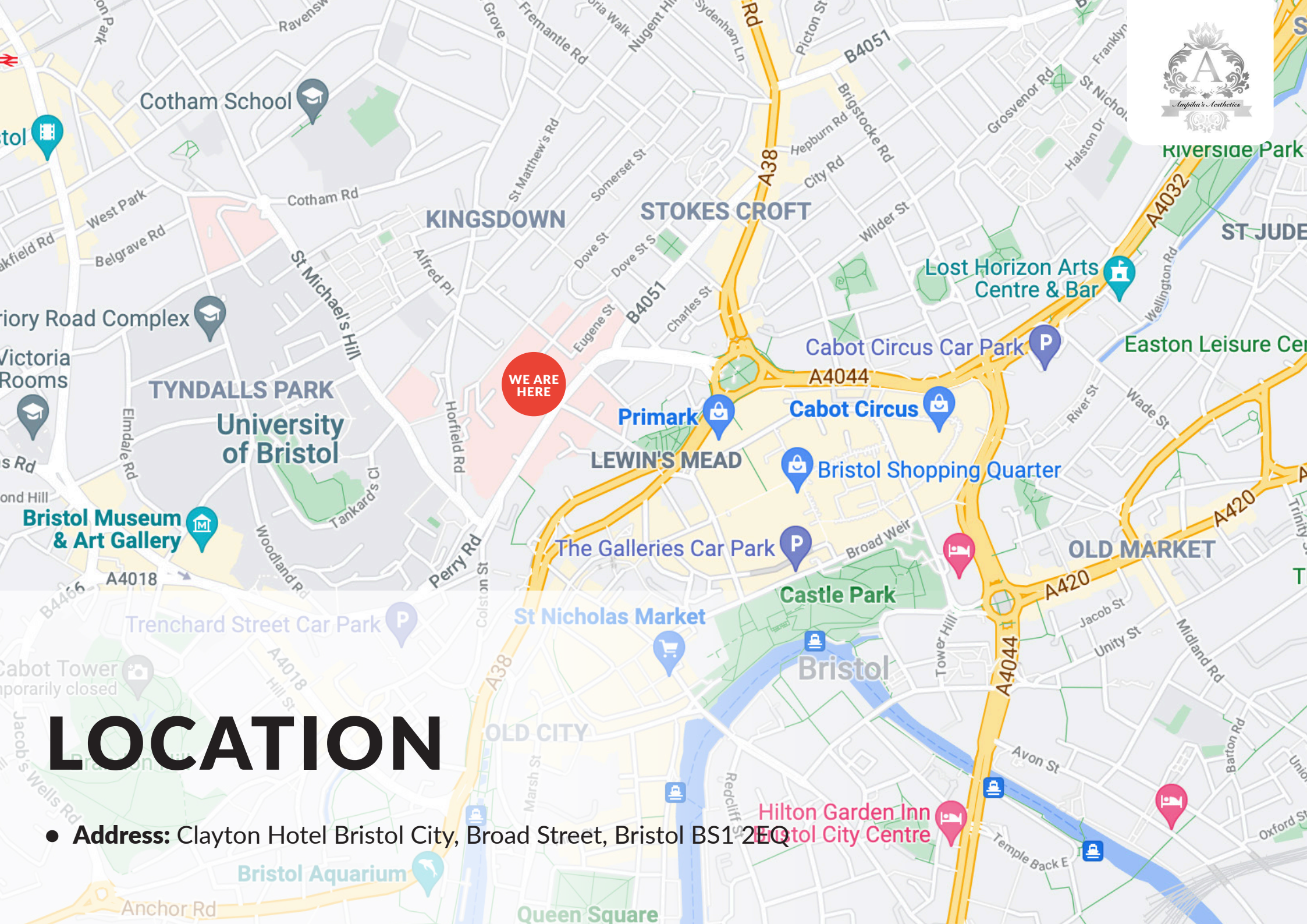
Classes start at 9am prompt.

You are to arrive at 8:50am ready to start each day.

The course will finish at approximately 6pm however may vary depending on your course content.

Lunch break is 1pm - 2pm.





LOCATION

- **Address:** Clayton Hotel Bristol City, Broad Street, Bristol BS1 2EQ

TRANSPORT

- **Airport Transfers**

A bus service is available for transport from Bristol International airport. Bristol Airport Flyer runs 7 days per week, every 20 minutes. The nearest stop to the hotel is C1 Rupert Street & C2 Anchor Road. The hotel is located 600 yards from the main street.

- **From Bristol Temple meads Train station**

A short 15-minute walk away approx. 0.8 miles. Exit the station onto the station approach road. Turn right onto temple gate. At the next junction follow Victoria Street until you reach Bristol Bridge. After crossing Bristol Bridge follow the high street for approx. 200 yards until it meets Broad Street. The hotel is located at the bottom of Broad Street.

- **Coming from the M4 London**

Take Junction 19 for the M32. Follow the M32 until it meets the A4032 and A4044. Follow this road until the James Barton roundabout, take the 1st exit. Veer left with the road, take the left turn after the old Fire station onto Bridwell Street. Take a left onto Nelson Street, your first right and right again. The entrance to Nelson Street car park will be in front of you.





ACCOMMODATION

- **The Clayton Hotel**
Broad Street, Bristol, BS1 2EQ
Ampika's Aesthetics training Location
- **Mercure Bristol Grand Hotel**
Broad Street, Bristol, BS1 2EL
Travel time: 1 minute walk to Ampika's Aesthetics
- **Rock & Bowl Motel**
Broad Street, Bristol, BS1 2EQ
Travel time: 2 minute walk to Ampika's Aesthetics
- **Bristol Harbour Spa Hotel**
53-55 Corn Street, Bristol, BS1 1HT
Travel time: 2 minute walk to Ampika's Aesthetics
- **Premier Inn Bristol City Centre**
Lewins Mead, Bristol, BS1 2NT
Travel time: 3 minute walk to Ampika's Aesthetics



DRESS CODE

The chosen uniform should be clean and well pressed and made of cotton or a polycotton, which may potentially be boil washed. It should be comfortable and allow a full range of movement and be worn whenever they are carrying out treatments/procedures

- Students should change into their uniform when they arrive at the centre/clinic, to avoid any contamination of their clothing during their journey to your centre/clinic
- Lower arms should be bare, to avoid any cross-contamination
- A new disposable apron should be used for each client/patient
- Face masks and gloves should be worn by the practitioner
- Use of universal infection control precautions, clean and disinfected environment, effective handwashing
- Use of PPE (gloves, masks, visors, eyewear, apron), sharps safety, sterilised tools and equipment and skin preparation to reduce risk of infection.)
- Minimal jewellery should be worn – plain wedding band and stud piercings only
- Hair should be clean and securely tied back off the face and collar, hairnets may be worn
- Nail extensions should not be worn, we are aware gloves are worn for most aesthetics procedures; however, length is an issue and may affect the application of the procedure
- Nails should be short, clean, and free from varnish, long nails harbour more dirt and bacteria than short nails and could contribute to the spread of infections
- Shoes should be clean, low heeled, closed in and comfortable. Ideally, they should only be worn in the clinic/centre .
- NO COATS OR CARDIGANS TO BE WORN OVER YOUR SCRUBS OR WORKING OUTFIT whilst you are carrying out any treatments.
- Should you be cold please wear extra body layers to help promote a stable body temperature. Thermal skin vests can be worn under your tunics.
- Shoes MUST BE CLEAN covering all of the feet.
- NO sling backs.
- NO strappy shoes.
- NO open parts of the foot or toes to be exposed.
- NO fringes that are hitting your eyebrows or lower must be clipped back securely.

PLEASE DO NOT TURN UP without taking the above into consideration. This will hinder your learning experience should you not act responsibly and maintain professionalism at all times.






BEHAVIOUR

Your behaviour, body language and tone of voice are to conform to a positive and professional student manner. The training school has a ZERO tolerance to abuse of any kind.

Recommended Behaviour:

- All bags, outerwear, phones, and personal belongings should be stored in provided lockers/storage areas, unless otherwise arranged with the tutor
- Water is the only drink permitted in sessions
- No other food or drinks are permitted

N.B. We can at times permit a learner to use their phone in the session to take before and after pictures, learners must always maintain a sterile field. Phones should be cleaned when they are brought into the session, gloves are applied after the before pictures and removed before the after pictures.



If you have any further questions, please contact
us via email at ampikasaesthetics@gmail.com
or call us on 0333 996 2690

Ampika Pickston