

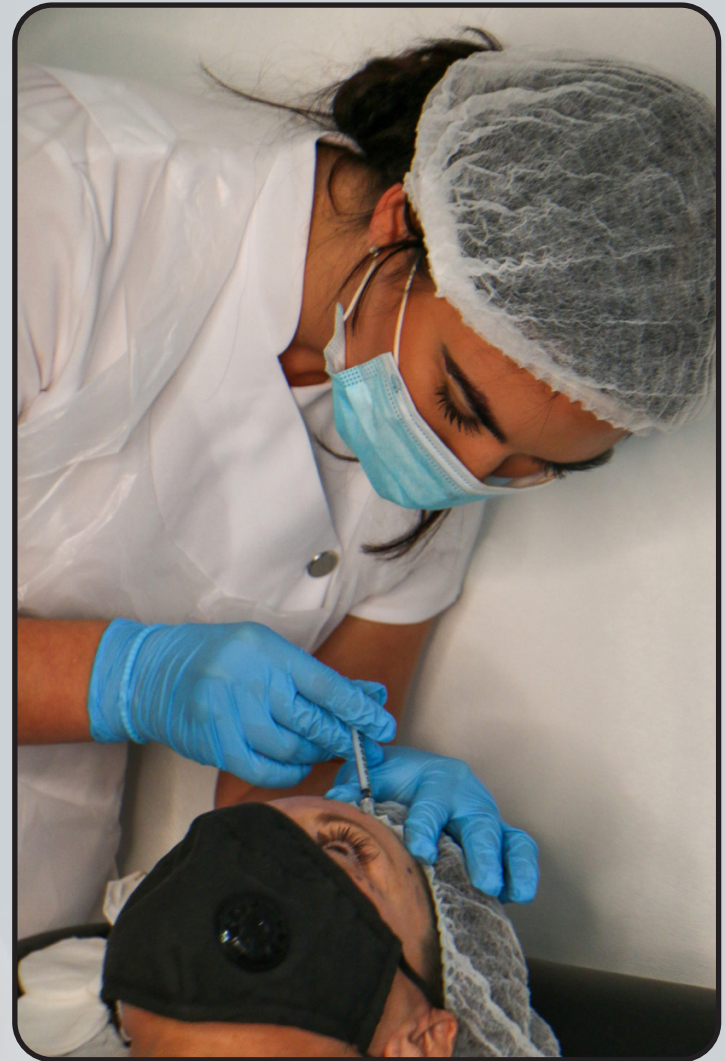


SPMU BROW HEAVEN COURSE OVERVIEW

By Ampika's Aesthetics

AM I ELIGIBLE?

- No experience required. Total beginners accepted.
- A good understanding of written/spoken English in order to complete assignments.



QUALIFICATION AWARDED

Upon completion of the course, you will gain
CPD accreditation in the following:

 **SPMU Brow Heaven**

Along with this, you will also be taught a full clinical set
up and client consultation to help kick start your clinic.





TIMETABLE

This is a 4 day course

- Day one is done virtually with your online trainer
- Second, third and fourth days are practical days set at one of our training schools

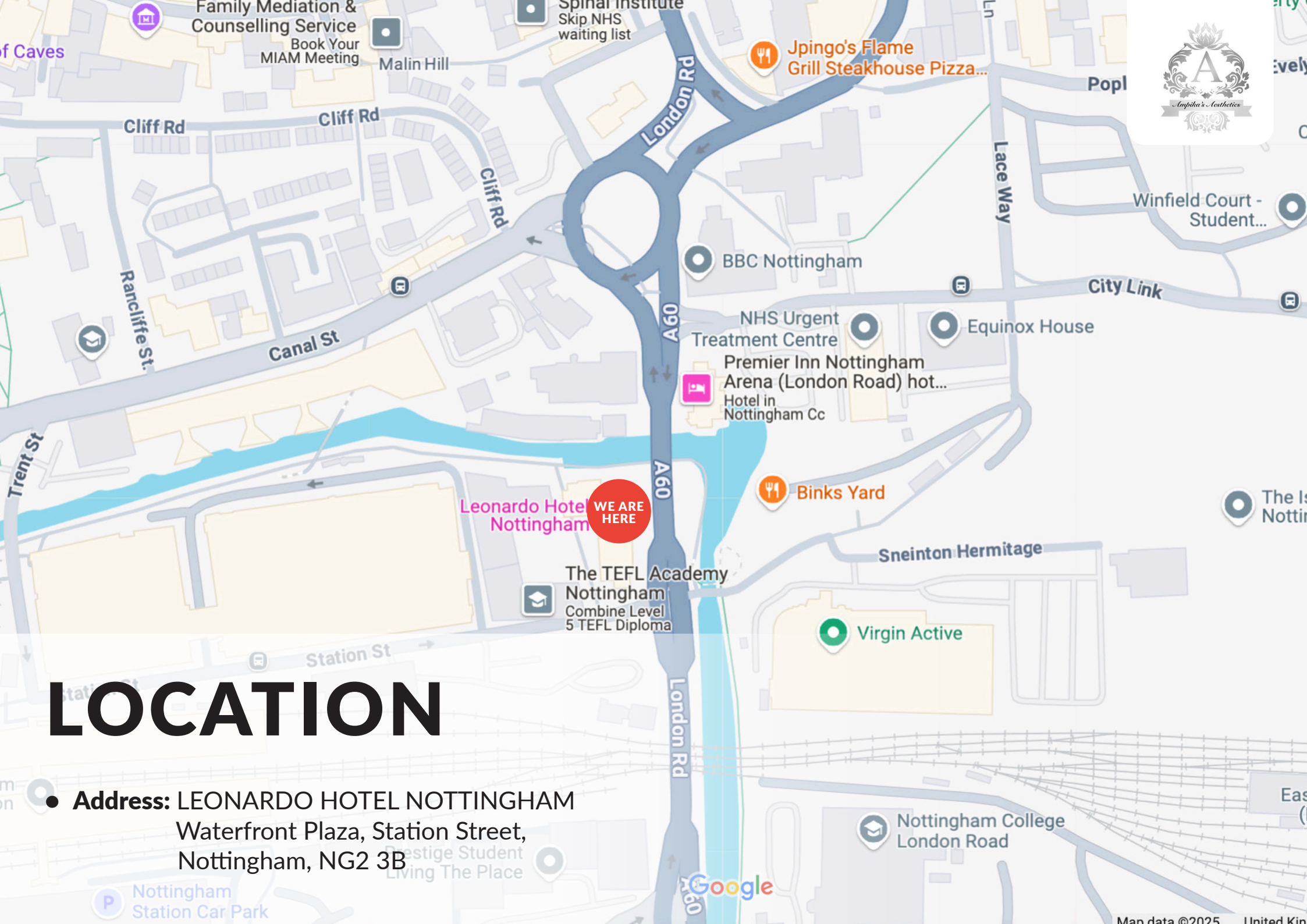


ARRIVAL

You should arrive to your course 10 minutes early to be ready to start on time.

All of our courses have different timings so please contact the school to see what time your course will start.





LOCATION

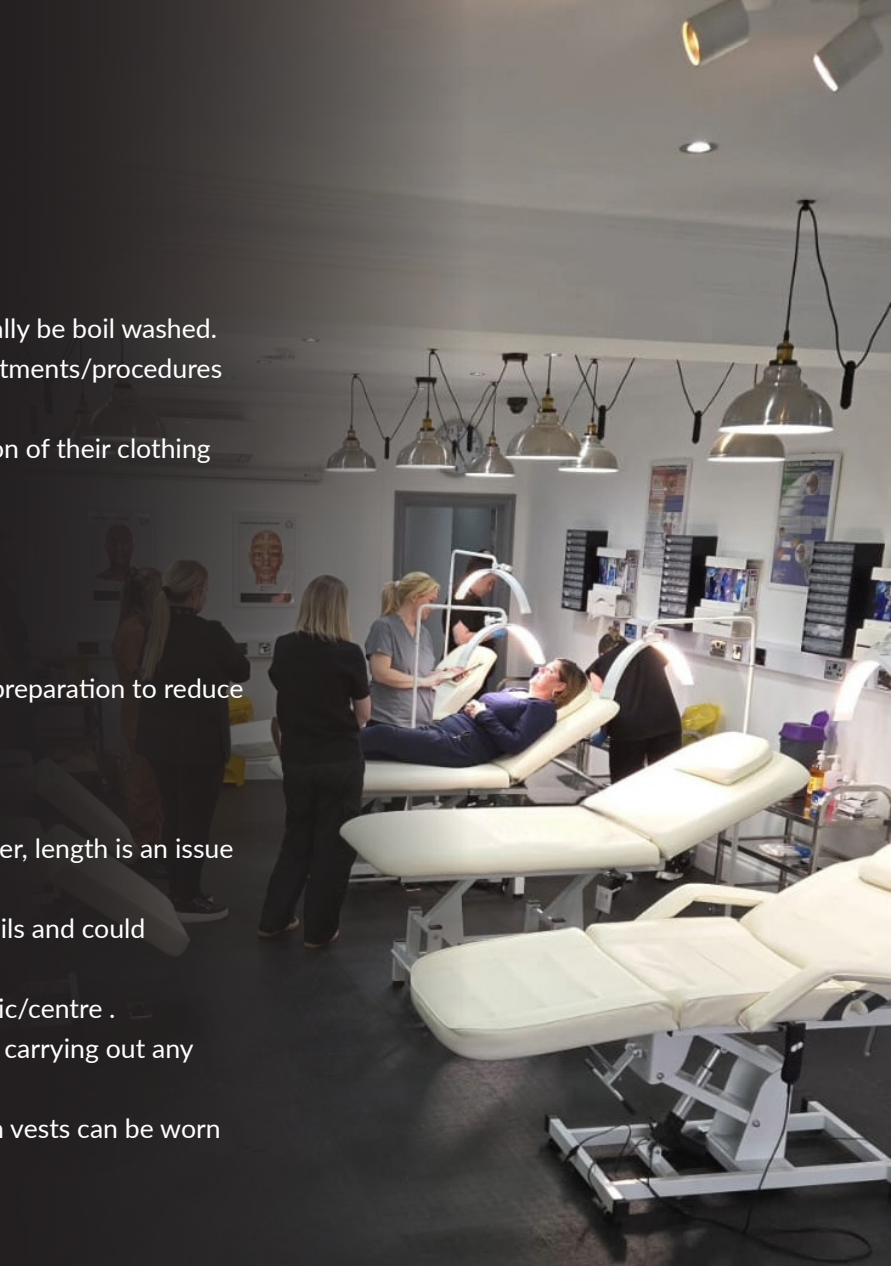
- **Address:** LEONARDO HOTEL NOTTINGHAM
Waterfront Plaza, Station Street,
Nottingham, NG2 3B

DRESS CODE

The chosen uniform should be clean and well pressed and made of cotton or a polycotton, which may potentially be boil washed. It should be comfortable and allow a full range of movement and be worn whenever they are carrying out treatments/procedures

- Students should change into their uniform when they arrive at the centre/clinic, to avoid any contamination of their clothing during their journey to your centre/clinic
- Lower arms should be bare, to avoid any cross-contamination
- A new disposable apron should be used for each client/patient
- Face masks and gloves should be worn by the practitioner
- Use of universal infection control precautions, clean and disinfected environment, effective handwashing
- Use of PPE (gloves, masks, visors, eyewear, apron), sharps safety, sterilised tools and equipment and skin preparation to reduce risk of infection.)
- Minimal jewellery should be worn – plain wedding band and stud piercings only
- Hair should be clean and securely tied back off the face and collar, hairnets may be worn
- Nail extensions should not be worn, we are aware gloves are worn for most aesthetics procedures; however, length is an issue and may affect the application of the procedure
- Nails should be short, clean, and free from varnish, long nails harbour more dirt and bacteria than short nails and could contribute to the spread of infections
- Shoes should be clean, low heeled, closed in and comfortable. Ideally, they should only be worn in the clinic/centre .
- NO COATS OR CARDIGANS TO BE WORN OVER YOUR SCRUBS OR WORKING OUTFIT whilst you are carrying out any treatments.
- Should you be cold please wear extra body layers to help promote a stable body temperature. Thermal skin vests can be worn under your tunics.
- Shoes MUST BE CLEAN covering all of the feet.
- NO sling backs.
- NO strappy shoes.
- NO open parts of the foot or toes to be exposed.
- NO fringes that are hitting your eyebrows or lower must be clipped back securely.

PLEASE DO NOT TURN UP without taking the above into consideration. This will hinder your learning experience should you not act responsibly and maintain professionalism at all times.



BEHAVIOUR

Your behaviour, body language and tone of voice are to conform to a positive and professional student manner. The training school has a ZERO tolerance to abuse of any kind.

Recommended Behaviour:

- All bags, outerwear, phones, and personal belongings should be stored in provided lockers/storage areas, unless otherwise arranged with the tutor
- Water is the only drink permitted in sessions
- No other food or drinks are permitted

N.B. We can at times permit a learner to use their phone in the session to take before and after pictures, learners must always maintain a sterile field. Phones should be cleaned when they are brought into the session, gloves are applied after the before pictures and removed before the after pictures.



If you have any further questions, please contact
us via email at ampikasaesthetics@gmail.com
or call us on 0333 996 2690

Ampika Pickston